

2015-2016

Graduate Report

Profile of the Graduates and
Graduate Survey Analysis



Westchester
Community College

State University of New York

Office of Planning, Assessment, and Institutional
Effectiveness

Table of Contents

The 2015-2016 Graduate Report	2
Methodology	2
Profile of the 2015-2016 Graduating Class	3
Gender	3
Race/Ethnicity.....	4
Age.....	4
Residence.....	5
GPA.....	5
Degree Type	6
2015-2016 Graduate Survey Analysis.....	7
Effectiveness of WCC Experience at Achieving Goals	7
Satisfaction with Education at WCC.....	8
Pursuit of Additional Education and/or Transfer after Graduating from WCC	8
Location of Current Educational Institution	9
Current Employment Status.....	9
Location of Current Employment.....	10
Conclusion	10
Appendix: Survey Tool	11

The 2015-2016 Graduate Report

The **2015-2016 Graduate Report** provides information about the 2015-2016 graduating class of Westchester Community College in two ways. First, it compares the demographics of the graduating class to those students who responded to the 2015-2016 Graduate Survey in the **Profile of the 2015-2016 Graduates**. Secondly, it examines the responses of the 2015-2016 Graduate Survey in the **2015-2016 Graduate Survey Analysis**.

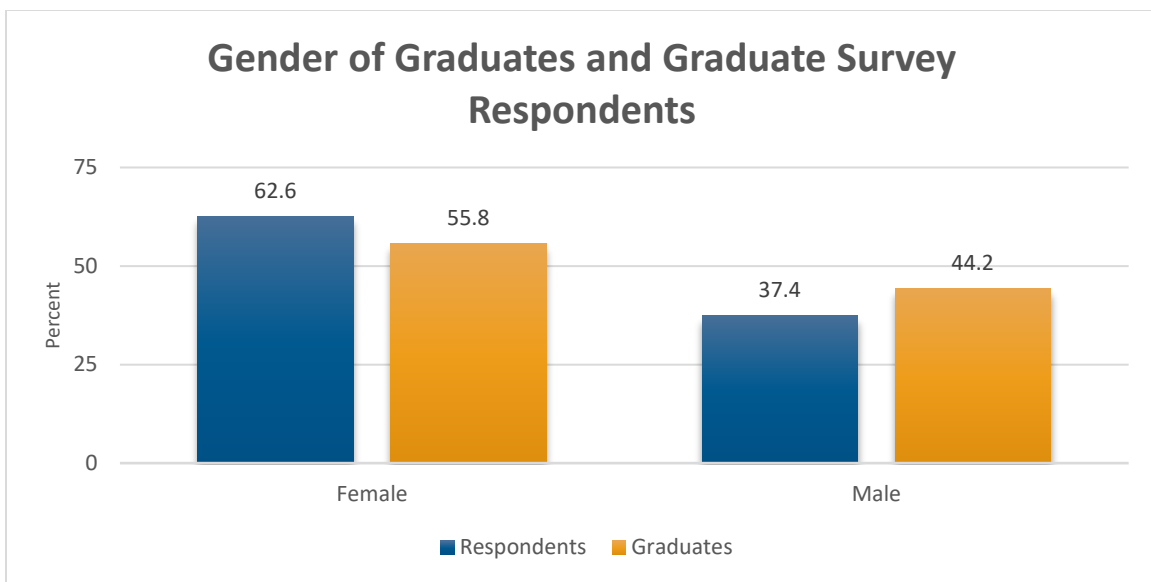
Methodology

The 2015-2016 Graduate Report examines the 1,856 students who graduated from Westchester Community College either in Summer 2015, Fall 2015, and Spring 2016, otherwise considered the graduating class of 2016. Six months after the students graduated, they were sent an online survey regarding their time at WCC as well as their experiences after graduation. The online survey was left open for 3 months before the results were downloaded. This resulted in 669 completed surveys which yielded a response rate of 36.0%. The survey results were merged with institutional data to provide insight into the representativeness of the survey respondents.

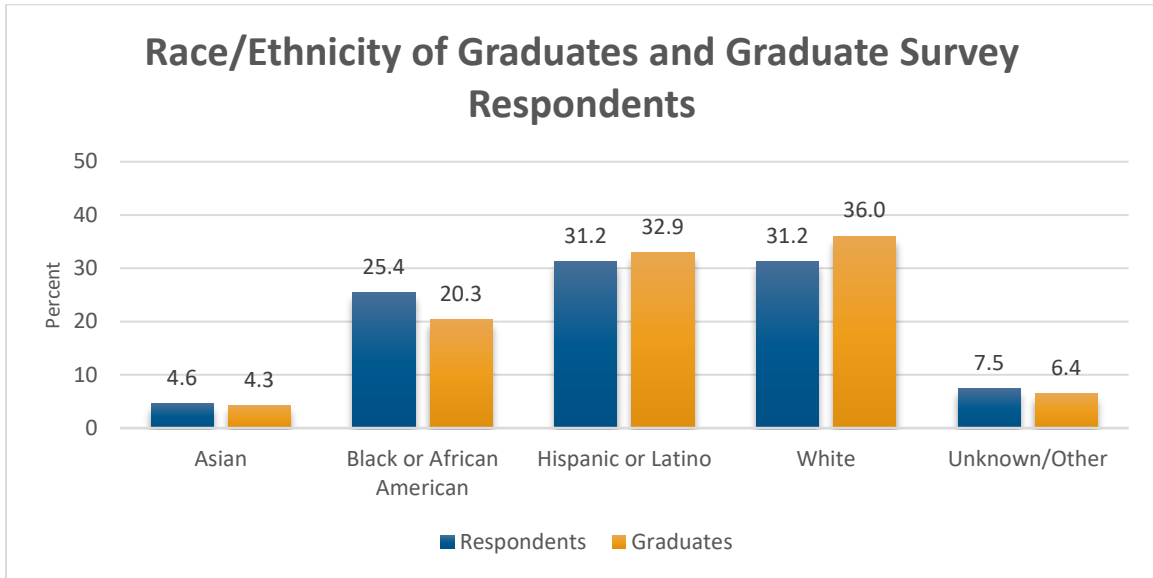
Profile of the 2015-2016 Graduating Class

The Profile of the 2015-2016 Graduating Class uses institutional data to identify the demographic attributes and academic attributes of the graduating class of 2016. This includes gender, race/ethnicity, age, residence, GPA, and degree type. These attributes are compared to the subset of graduates who responded to the Graduate Survey to ensure the survey responses can be generalized to the entire graduating class.

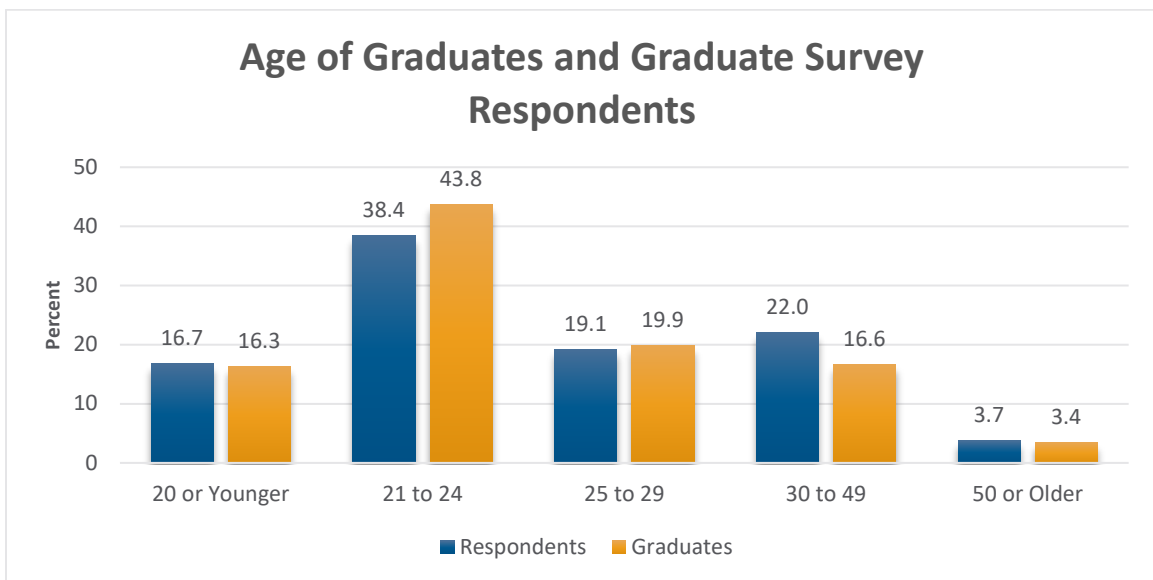
Gender: The gender distribution for survey respondents and graduates were similar, with female students outnumbering male students. Of the 1,856 graduates, 1,035 (55.8%) identified as female, compared to 419 of the 669 (62.6%) survey respondents.



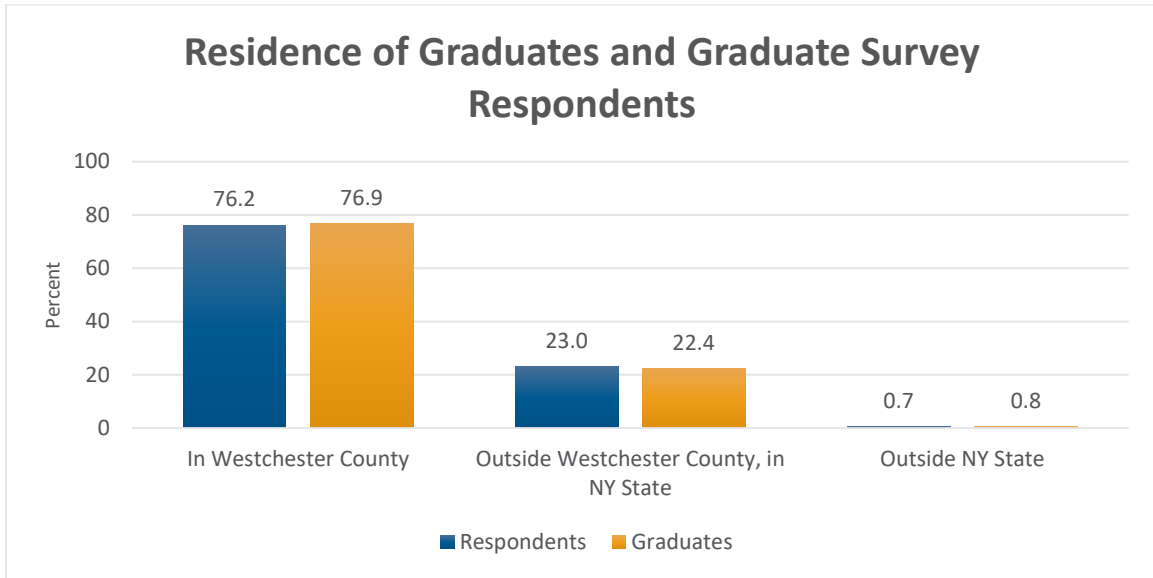
Race/Ethnicity: White students made up the largest share of graduates with 669 students, followed by 611 Hispanic/Latino students. White student and Hispanic/Latino students made up equal shares of survey respondents, with 209 students in each group.



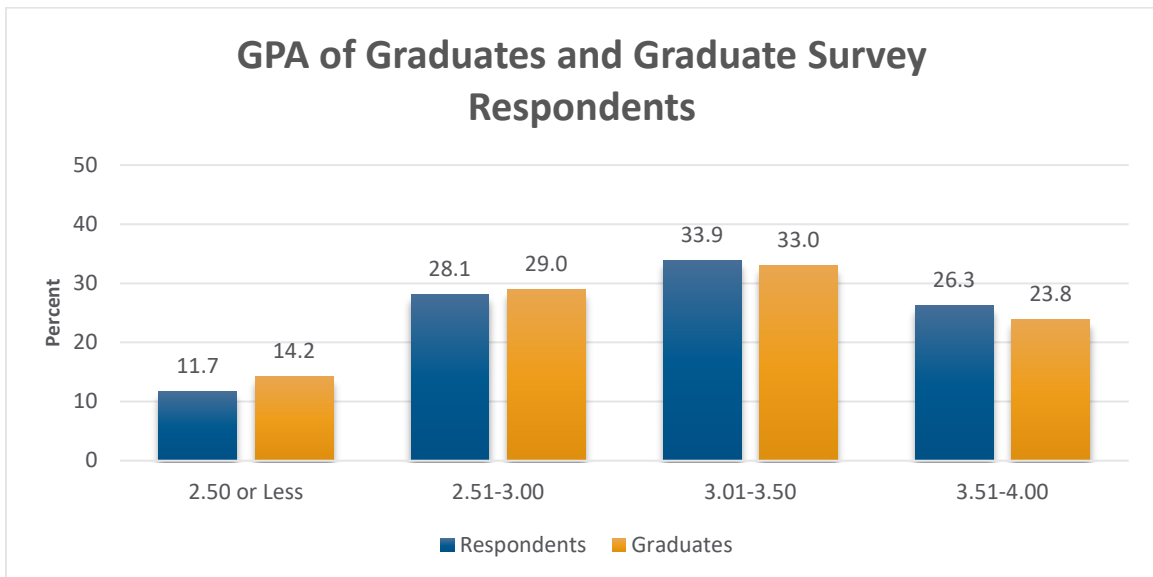
Age: Most survey respondents (257 of 669 students) and graduates (812 of 1,856 students) fell within the 21 to 24 age range. There were much fewer students of each group in the 50 or older category.



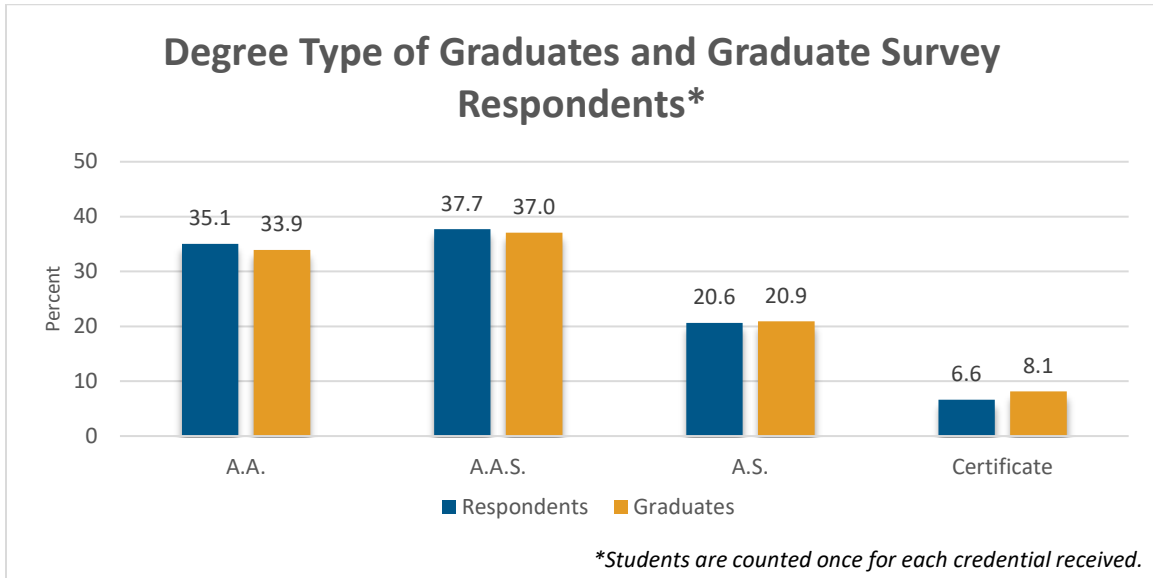
Residence: Of the 1,856 students that made up the graduating class of 2016, 1,427 (76.9%) resided in Westchester County. A similar percentage of respondents resided in Westchester County. Less than 1 percent of respondents and graduates lived outside of New York State.



GPA: About one-third of graduates and survey respondents finished their time at WCC with a GPA between 3.01 and 3.50. About one quarter of survey respondents and graduates finished with a GPA over 3.51.



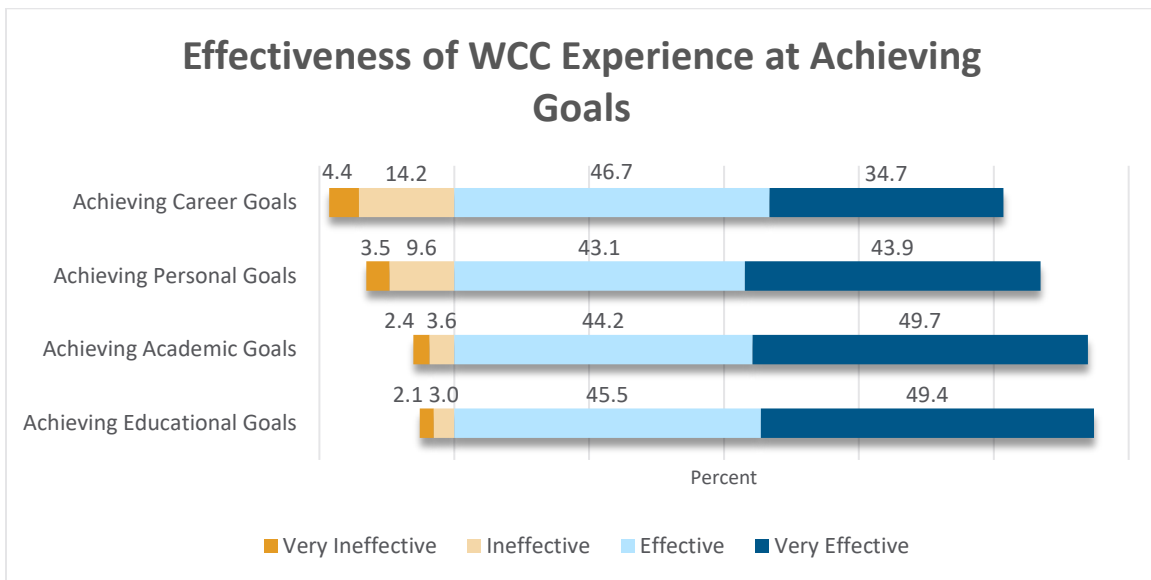
Degree Type: The overwhelming majority of credentials received by the graduating class of 2016 were Associate degrees (1,731), specifically A.A.S. degrees (698). Certificates made up less than 10 percent of the credentials granted to both survey respondents and graduates.



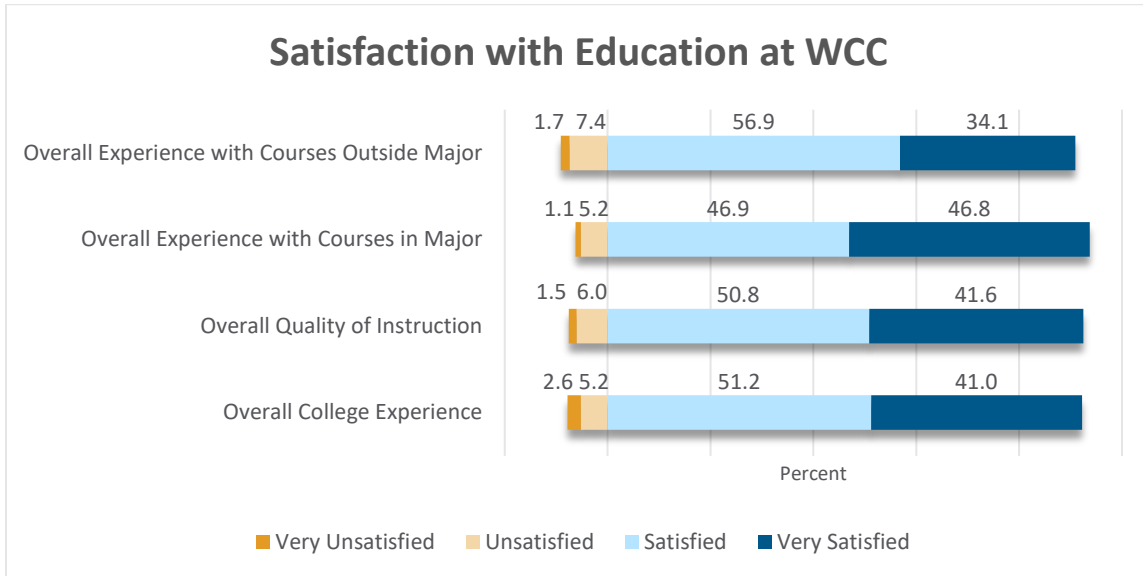
2015-2016 Graduate Survey Analysis

The 2015-2016 Graduate Survey Analysis examines the responses to various questions from the Graduate Survey. The following data is self-reported and cannot be verified. Students who did not provide a response are omitted from the analysis.

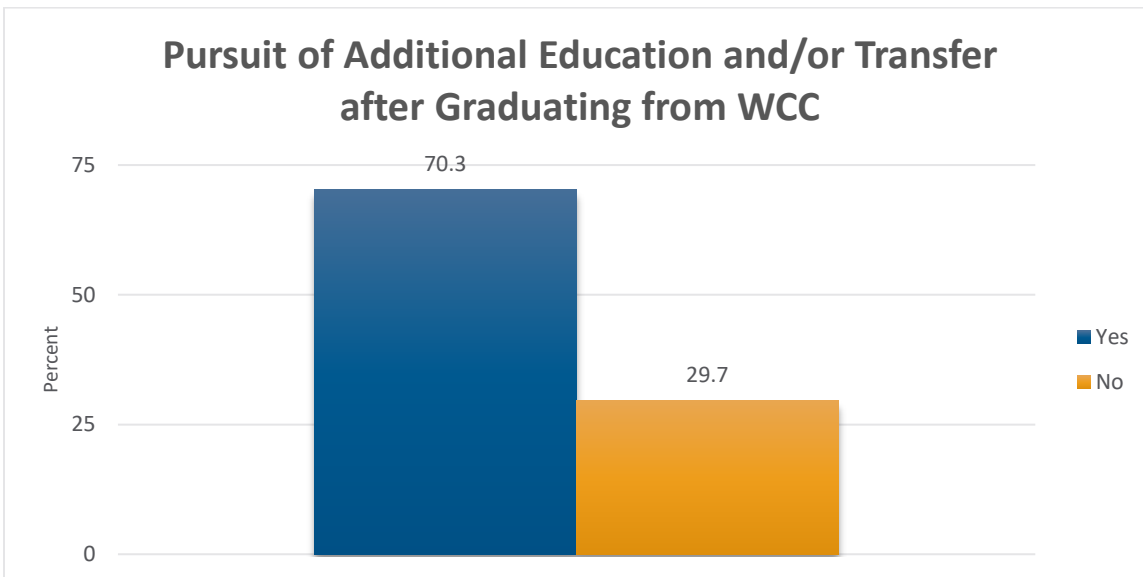
Effectiveness of WCC Experience at Achieving Goals: Graduates generally felt their experience at WCC was effective at achieving their career, personal, academic, and educational goals. Specifically, about 95 percent of respondents felt the WCC experience was effective or very effective in achieving their educational goals. While the majority of students felt the same about their career goals, almost 20 percent felt that their WCC experience was ineffective or very ineffective at achieving their career goals.



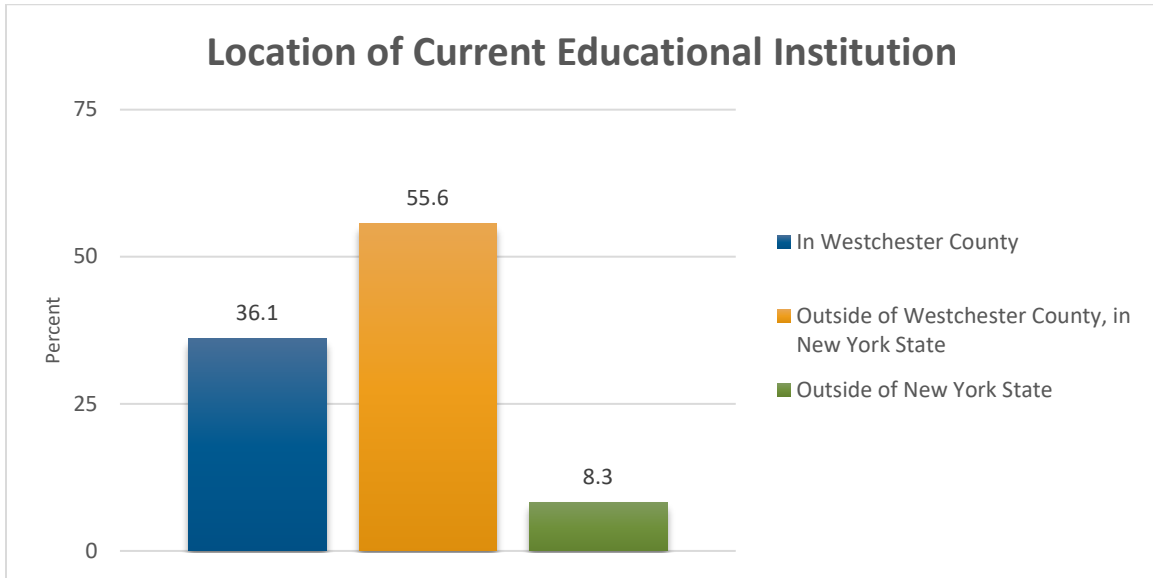
Satisfaction with Education at WCC: Graduates reported high levels of satisfaction with their courses, quality of instruction, and college experience. In each area over 90 percent of graduates selected either satisfied or very satisfied.



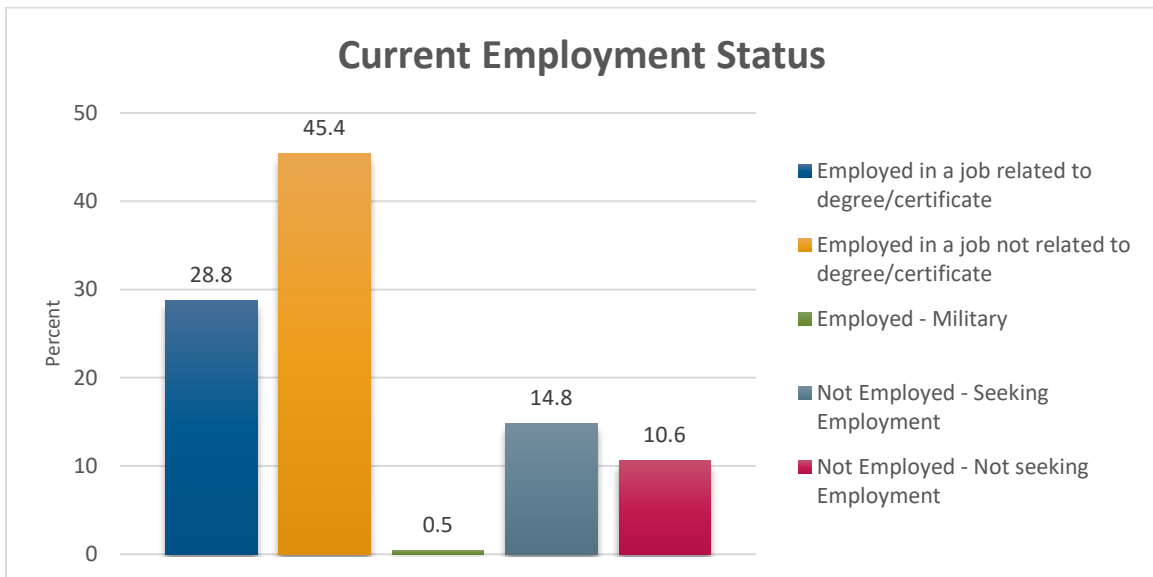
Pursuit of Additional Education and/or Transfer after Graduating from WCC: Of the 657 graduates who responded to this question, 462 (70.3%) reported they pursued additional education and/or transfer after graduating from WCC.



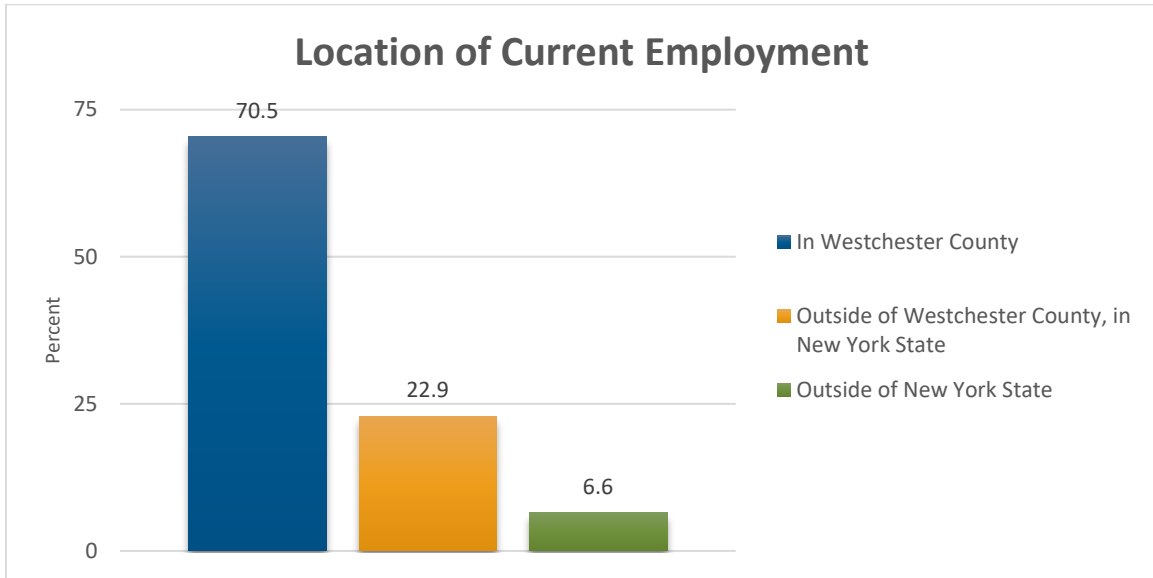
Location of Current Educational Institution: Out of the students who reported pursuing additional education or transferring to another institution, the majority were enrolled in institutions that were outside of Westchester County but in New York.



Current Employment Status: Almost three-quarters of survey respondents were employed, most of whom were in jobs that were not related to their career/certificate. About 15 percent of respondents were unemployed but looking for employment when they responded to the survey.



Location of Current Employment: The overwhelming majority of graduates who were employed were working in Westchester County. Only about 7 percent of those who were employed were not working in New York.



Conclusion

The information presented above can be used by the faculty and administrators of the College to identify areas for improvement. It can be a valuable tool for assessment of academic programs, college services, and college processes, and can provide a starting point for future analyses.

For additional disaggregations of the data or additional information, please contact the Office of Planning, Assessment, and Institutional Effectiveness at IR@sunywcc.edu.

Appendix: Survey Tool

Graduate Survey 2015-2016

Westchester Community College is conducting a study of our recent graduates. Its purpose is to provide us with information on how you feel about the college and the educational services we provided while you were here. We also want to know what you are doing after graduation.

Your feedback is important as it allows us to measure your college experience. We want to know what we do well and areas that can be improved.

Your responses are valuable and will be kept confidential within the department of Institutional Research and Planning. Only summary information will be reported.

Please take a few minutes to complete the questionnaire.

You may contact the Institutional Research and Planning department at 914-606-6560 or Marci.Keon@sunywcc.edu if you have any questions or concerns regarding this study.

Your feedback is important! Thank you for your help!

1. How effective was your experience at WCC in achieving your goals?

	Very Effective	Effective	Ineffective	Very Ineffective
Achieving your educational goals	<input type="radio"/>	<input type="radio"/>	<input type="radio"/>	<input type="radio"/>
Achieving your academic goals	<input type="radio"/>	<input type="radio"/>	<input type="radio"/>	<input type="radio"/>
Achieving your personal goals	<input type="radio"/>	<input type="radio"/>	<input type="radio"/>	<input type="radio"/>
Achieving your career goals	<input type="radio"/>	<input type="radio"/>	<input type="radio"/>	<input type="radio"/>

Graduate Survey 2015-2016				
2. How satisfied were you with the following at WCC?				
	Very Satisfied	Satisfied	Dissatisfied	Very Dissatisfied
Your overall college experience	<input type="radio"/>	<input type="radio"/>	<input type="radio"/>	<input type="radio"/>
Your overall quality of instruction	<input type="radio"/>	<input type="radio"/>	<input type="radio"/>	<input type="radio"/>
Your overall experience with the courses in your major	<input type="radio"/>	<input type="radio"/>	<input type="radio"/>	<input type="radio"/>
Your overall experience with courses outside your major	<input type="radio"/>	<input type="radio"/>	<input type="radio"/>	<input type="radio"/>
3. Where do you live?				
<input type="radio"/> In Westchester County				
<input type="radio"/> Outside Westchester County, in New York State				
<input type="radio"/> Out of New York State				
4. Did you pursue additional education and/or transfer after graduating from WCC?				
<input type="radio"/> Yes				
<input type="radio"/> No				

Graduate Survey 2015-2016

5. What is the name of the institution?

6. What is the location of institution?

- In Westchester County
- Outside of Westchester County, in New York State
- Out of New York State

Graduate Survey 2015-2016

7. What is your employment status?

- Employed in a job related to my degree/certificate
- Employed in a job not related to my degree/certificate
- Employed - Military
- Not Employed - Seeking Employment
- Not Employed - Not seeking Employment

Graduate Survey 2015-2016

8. What is the name of your employer?

9. Are you self-employed?

Yes

No

10. Where is your employer located?

In Westchester County

Outside Westchester County, in New York State

Out of New York State

11. How closely related is your job to your degree/certificate?

Highly related

Slightly related

Not at all related

Graduate Survey 2015-2016		
12. If you have taken any of the following exams, please indicate by choosing pass or fail for those taken:		
	Passed	Failed
Certified Respiratory Therapist	<input type="checkbox"/>	<input type="checkbox"/>
American Registry of Radiologic Technology National Boards	<input type="checkbox"/>	<input type="checkbox"/>
Microsoft Certification Exam: Security	<input type="checkbox"/>	<input type="checkbox"/>
Microsoft Certification Exam: Database	<input type="checkbox"/>	<input type="checkbox"/>
Microsoft Certification Exam: Word	<input type="checkbox"/>	<input type="checkbox"/>
Microsoft Certification Exam: .NET	<input type="checkbox"/>	<input type="checkbox"/>
Microsoft Certification Exam: Operation Systems	<input type="checkbox"/>	<input type="checkbox"/>
Microsoft Certification Exam: HTML5	<input type="checkbox"/>	<input type="checkbox"/>
Microsoft Certification Exam: Networking	<input type="checkbox"/>	<input type="checkbox"/>
Microsoft Certification Exam: Windows Server administrator	<input type="checkbox"/>	<input type="checkbox"/>
Microsoft Certification Exam: Excel	<input type="checkbox"/>	<input type="checkbox"/>
Microsoft Certification Exam: Access	<input type="checkbox"/>	<input type="checkbox"/>
Microsoft Certification Exam: Power Point	<input type="checkbox"/>	<input type="checkbox"/>
Cisco Certified Entry Level Technician (CCENT)	<input type="checkbox"/>	<input type="checkbox"/>
National Council Licensure Examination (NCLEX)	<input type="checkbox"/>	<input type="checkbox"/>
Practical Skill Exam (EMS)	<input type="checkbox"/>	<input type="checkbox"/>
Emergency Medical Technician	<input type="checkbox"/>	<input type="checkbox"/>
Veterinary technology National Exam (VTNE)	<input type="checkbox"/>	<input type="checkbox"/>
Other	<input type="checkbox"/>	<input type="checkbox"/>
Name of the Exam if OTHER is chosen (include PASS/FAIL)		