

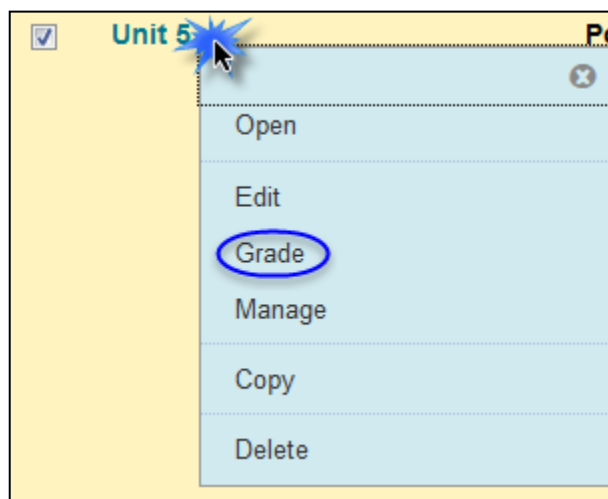
# Grading in the Discussion Board

---

**Please note:** you can only grade the discussion board if you selected the Grading Option when creating your discussion board forum. Refer back to [Creating Discussion Forums and Threads](#) document for more information.

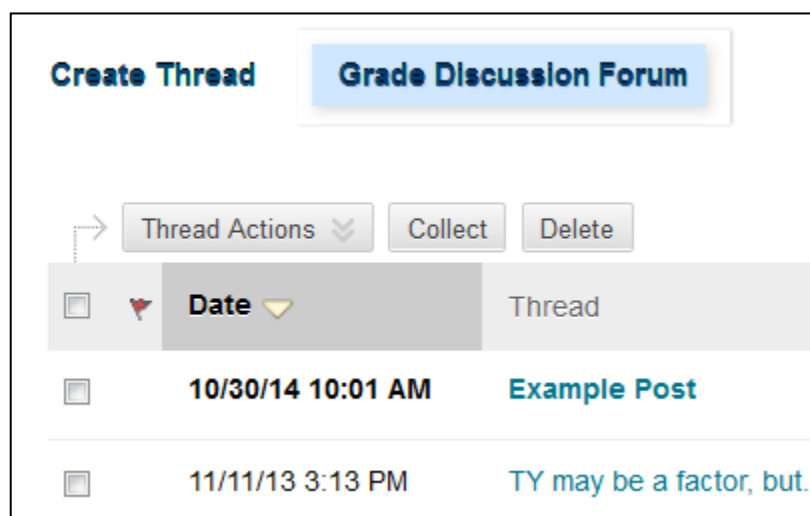
You can grade the discussion board in one of two ways:

1. Click on the [Action Link](#) next to the Forum and select [Grade](#):



OR

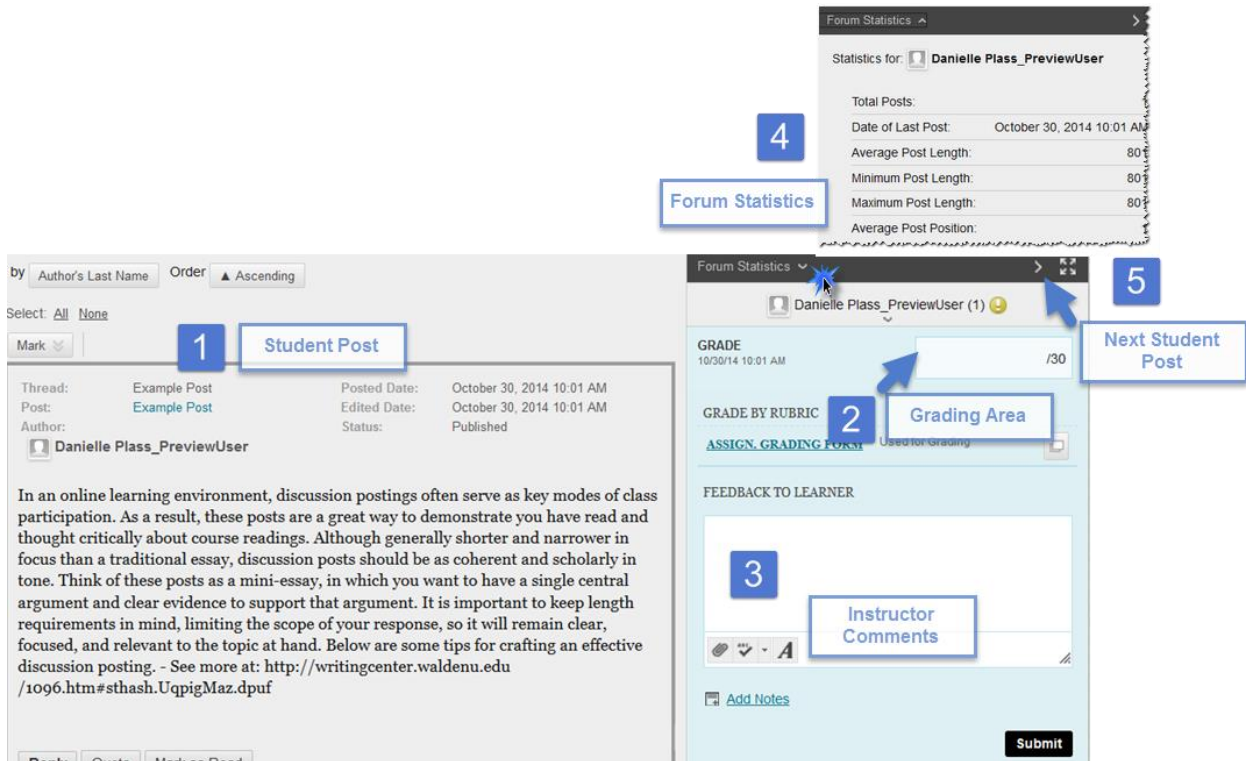
2. Enter the appropriate [Forum](#) by clicking on the forum title link and click on [Grade Discussion Forum](#)



- This will take you to the [Grade Discussion Forum User](#) page. Click on the [Grade](#) icon at the end of the user's row to begin grading.



- The Grade Forum user page displays the following:
  - The student's post
  - The area where the instructor enters the grade
  - An area for the instructor to provide feedback to the student
  - [Forum Statistics](#): information about the users posts, such as Total Posts, Date of Last post, Average Post Length, Minimum and Maximum Post Lengths.
  - Area to navigate to the next student post



- When you are done grading a student post, click [Submit](#)