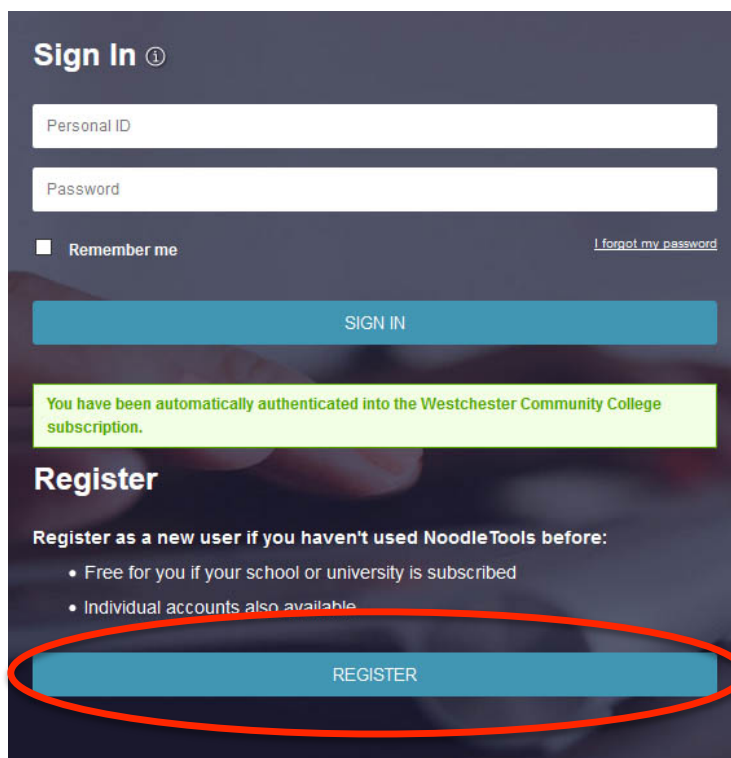


How to create a Noodle Account **(ON CAMPUS)**

1. At the [Sign In](#) page (<https://my.noodletools.com/logon/signin>), Click **Register**.

2. Click **Continue** and fill out information for your account. Click **Register**.



Sign In ⓘ

Personal ID

Password

Remember me [I forgot my password](#)

SIGN IN

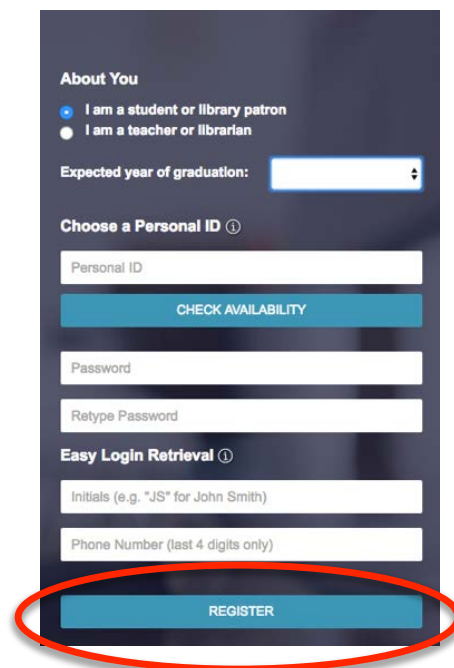
You have been automatically authenticated into the Westchester Community College subscription.

Register

Register as a new user if you haven't used NoodleTools before:

- Free for you if your school or university is subscribed
- Individual accounts also available

REGISTER



About You

I am a student or library patron
 I am a teacher or librarian

Expected year of graduation:

Choose a Personal ID ⓘ

Personal ID

CHECK AVAILABILITY

Password

Retype Password

Easy Login Retrieval ⓘ

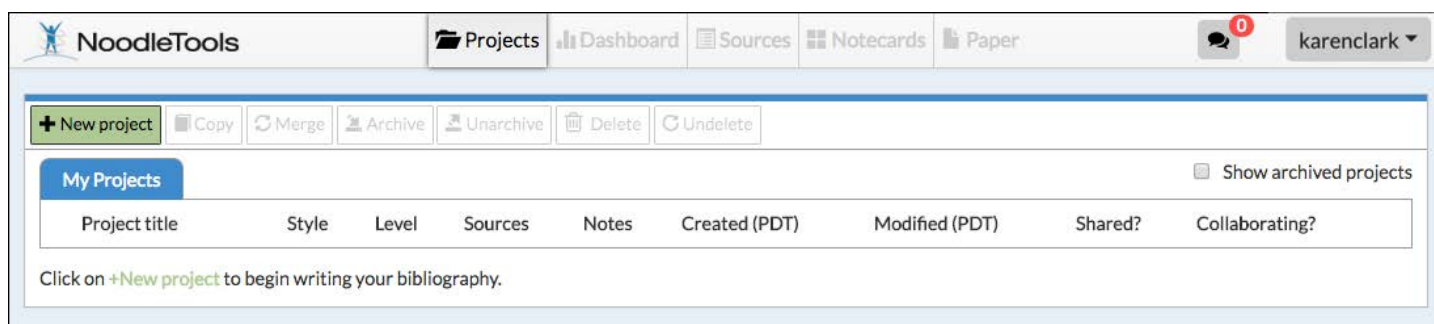
Initials (e.g. "JS" for John Smith)

Phone Number (last 4 digits only)

REGISTER

Choose a Personal ID & Password. Use your preferred e-mail/mobile #.

3. After you register, you will see the **Projects** screen. Click **New Project** to get started:



NoodleTools

Projects Dashboard Sources Notecards Paper

karenclark

+ New project Copy Merge Archive Unarchive Delete Undelete

My Projects Show archived projects

Project title	Style	Level	Sources	Notes	Created (PDT)	Modified (PDT)	Shared?	Collaborating?
---------------	-------	-------	---------	-------	---------------	----------------	---------	----------------

Click on +New project to begin writing your bibliography.

Have Questions about these instructions? [Ask a WCC Librarian \(answers.sunywcc.edu\)](mailto:answers.sunywcc.edu).