

2019-2020

# Graduate Report

Profile of the Graduates and  
Graduate Survey Analysis



Westchester  
Community College

State University of New York

Institutional Research, Planning, and Effectiveness

# Table of Contents

---

<b>The 2019-2020 Graduate Report.....</b>	<b>3</b>
Methodology .....	3
<b>Profile of the 2019-2020 Graduating Class .....</b>	<b>4</b>
<i>Gender</i> .....	4
<i>Race/Ethnicity</i> .....	5
<i>Age</i> .....	5
<i>Residence</i> .....	6
<i>GPA</i> .....	6
<i>Degree Type</i> .....	7
<b>2019-2020 Graduate Survey Analysis .....</b>	<b>8</b>
Student Satisfaction .....	8
<i>Satisfaction with WCC in Achieving Goals</i> .....	8
<i>Satisfaction with Overall WCC Experience</i> .....	9
<i>Satisfaction with WCC Experience</i> .....	9
<i>Satisfaction with WCC Services</i> .....	10
Educational Goals .....	11
<i>Are you currently attending a college, university, or training program?</i> .....	11
<i>Are you attending a college, university, or training program full-time or part-time?</i> .....	11
<i>Where is your college, university, or training program located?</i> .....	12
<i>To what extent do you feel WCC prepared you for further study?</i> .....	12
Career Goals .....	13
<i>What is your employment status?</i> .....	13
<i>Is this your first professional position obtained after earning your degree?</i> .....	14
<i>Where is your employer located?</i> .....	14
<i>What is your current salary range?</i> .....	15

*To what extent did WCC prepare you for your current job?*..... 15

*Are you satisfied with your current job?* ..... 16

**Conclusion**..... 16

**Appendix: Survey Tool** ..... 17

# The 2019-2020 Graduate Report

---

The **2019-2020 Graduate Report** provides information about the 2019-2020 graduating class of Westchester Community College in two ways. First, it compares the demographics of the graduating class to those students who responded to the 2019-2020 Graduate Survey in the **Profile of the 2019-2020 Graduates**. Second, it examines the responses of the 2019-2020 Graduate Survey in the **2019-2020 Graduate Survey Analysis**.

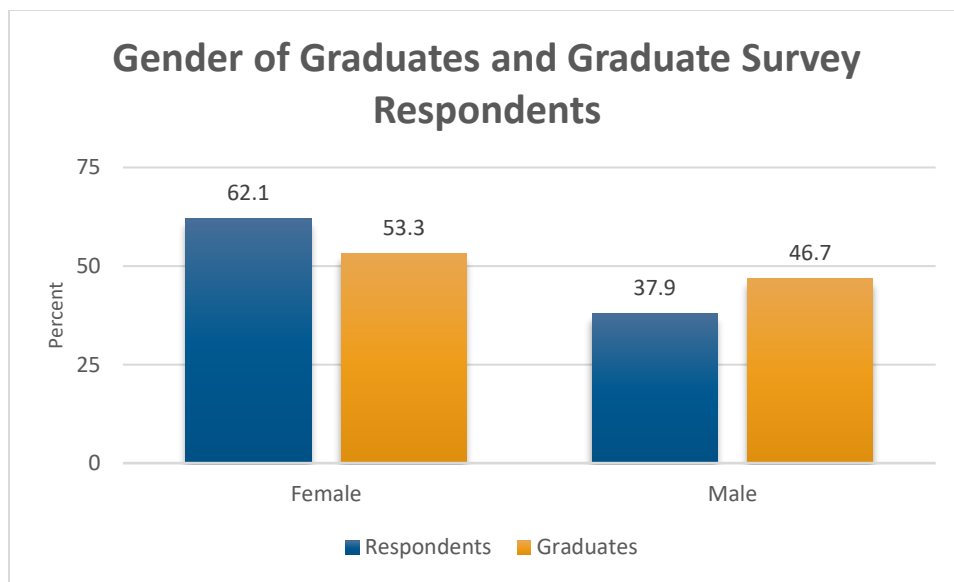
## Methodology

The 2019-2020 Graduate Report examines the 1,654 students who graduated from Westchester Community College in Summer 2019, Fall 2019, and Spring 2020, otherwise considered the graduating class of 2020. Six months after the students graduated, they were sent an online survey regarding their time at WCC as well as their experiences after graduation. The online survey was left open for 3 months before the results were downloaded. This resulted in 230 completed surveys and a response rate of 13.9%. The survey results were merged with institutional data to provide insight into the representativeness of the survey respondents.

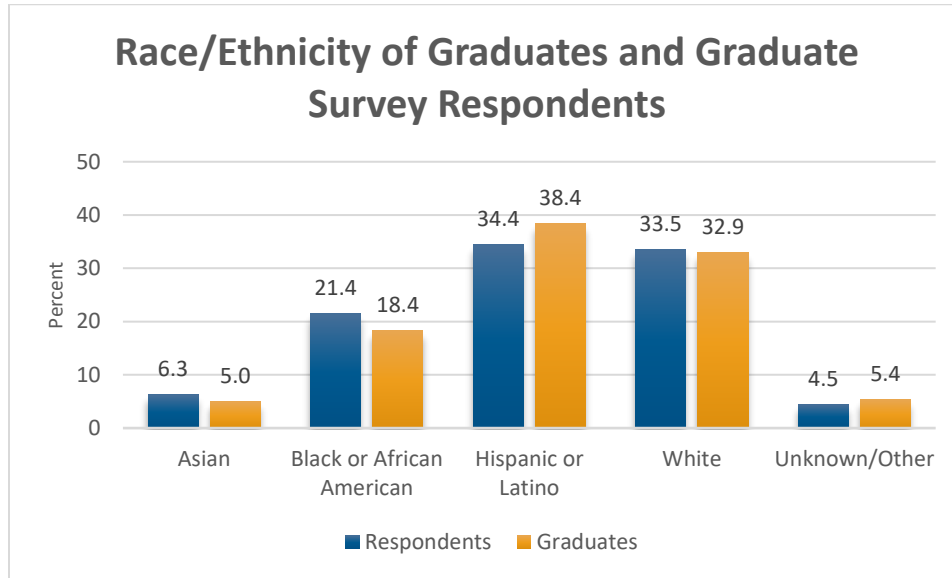
## Profile of the 2019-2020 Graduating Class

The Profile of the 2019-2020 Graduating Class uses institutional data to identify the demographic and academic attributes of the graduating class of 2020. This includes gender, race/ethnicity, age, residence, GPA, and degree type. These attributes are compared to the subset of graduates who responded to the Graduate Survey to ensure the survey responses can be generalized to the entire graduating class.

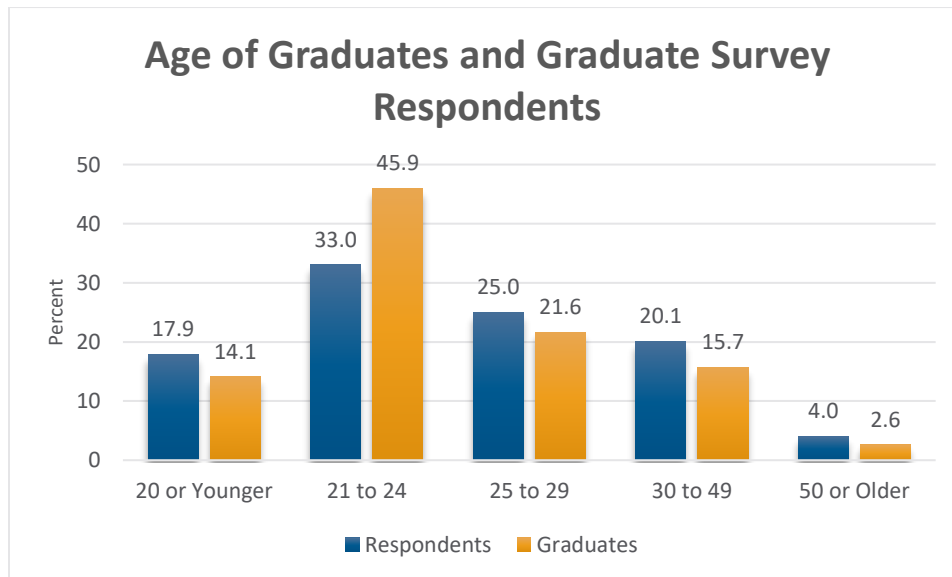
**Gender:** The gender distribution for survey respondents and graduates were similar with female students outnumbering males in both categories. Additionally, females were more likely to have completed the survey than males.



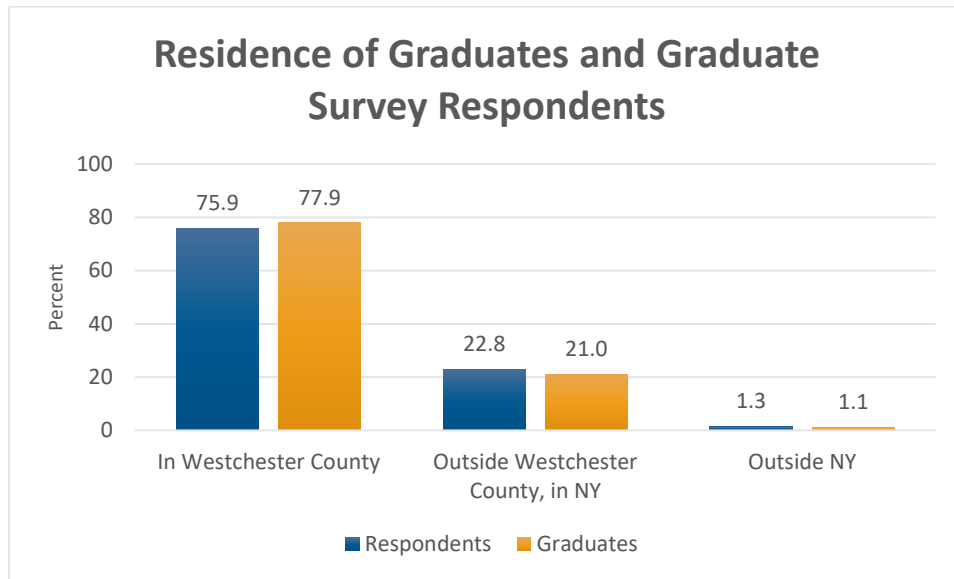
**Race/Ethnicity:** Hispanic/Latino (38.4%) and White (32.9%) students made up the largest shares of graduates. These groups also made up the largest numbers of survey respondents, with 77 Hispanic/Latino (34.4%) and 75 White (33.5%) students, respectively.



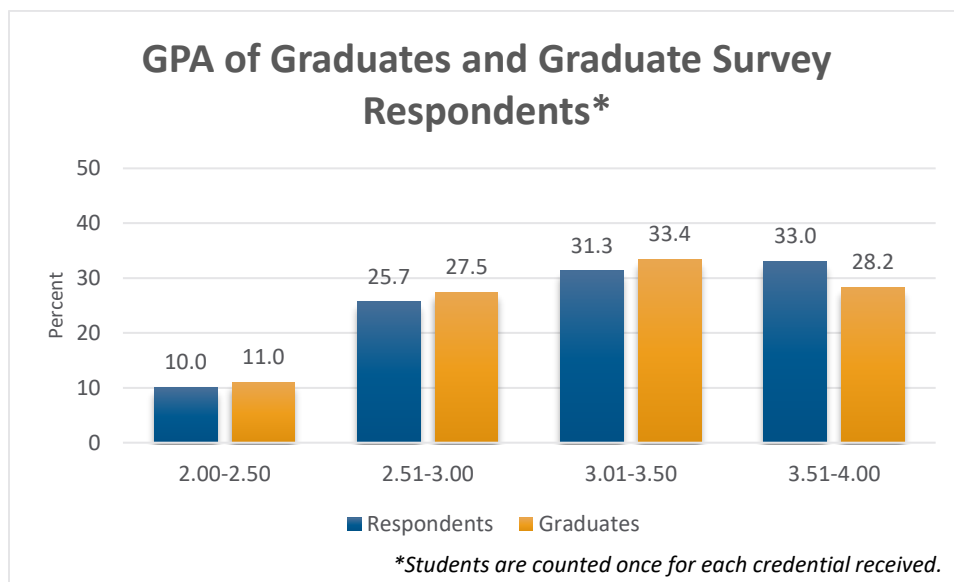
**Age:** Thirty-three percent of survey respondents (74 of 224 students) and 45.9 percent of graduates (760 of 1,654 students) fell within the 21 to 24 age range. It is important to note that those in this category responded at a considerably lower rate than their relative percentage among the graduates.



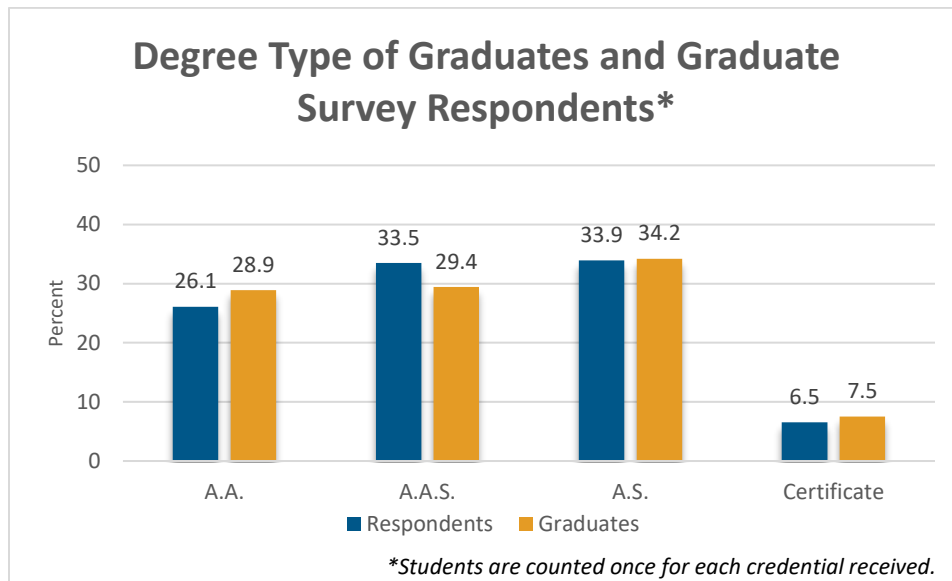
**Residence:** Of the 1,654 students who made up the graduating class of 2020, 1,288 (77.9%) resided in Westchester County. A similar percentage of respondents (75.9%) also reported living in Westchester County. Very few respondents (1.3%) and graduates (1.1%) lived outside of New York State at the time they responded to the survey.



**GPA:** The largest GPA category of degrees completed by graduates was between 3.01 and 3.50 (33.4%). However, the largest category among the survey respondents was those with GPAs between 3.51-4.00 (33.0%).



**Degree Type:** Among survey respondents, there were similar numbers of those obtaining A.S. (33.9%) and A.A.S (33.5%) degrees with fewer being awarded with A.A. diplomas (26.1%). Certificates made up less than 8 percent of the credentials granted to both survey respondents and graduates. The percentages of respondents were well representative of those of the graduates within these degree programs.



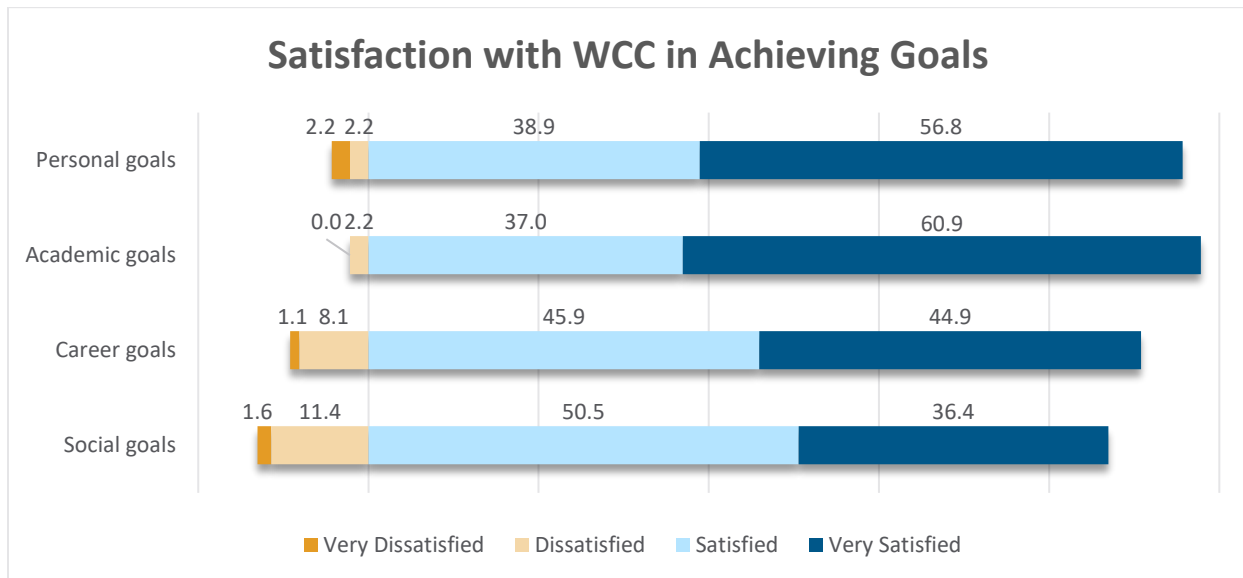


## 2019-2020 Graduate Survey Analysis

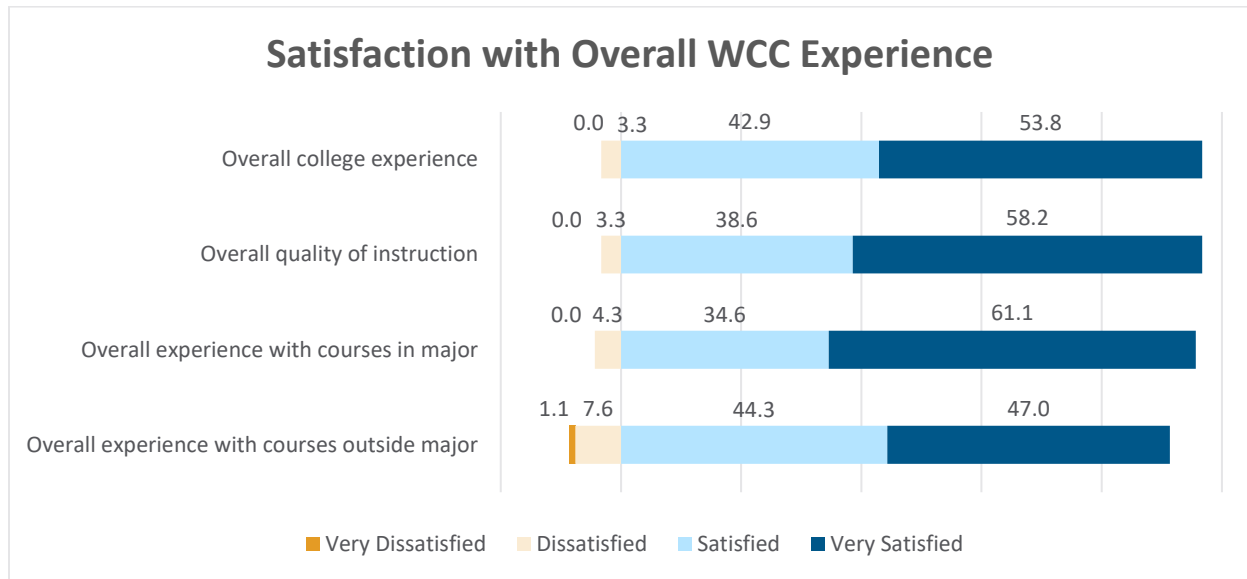
The 2019-2020 Graduate Survey Analysis examines the responses to various questions from the Graduate Survey. The following data are self-reported and cannot be verified. Students who did not provide a response were omitted from the analysis.

### Student Satisfaction

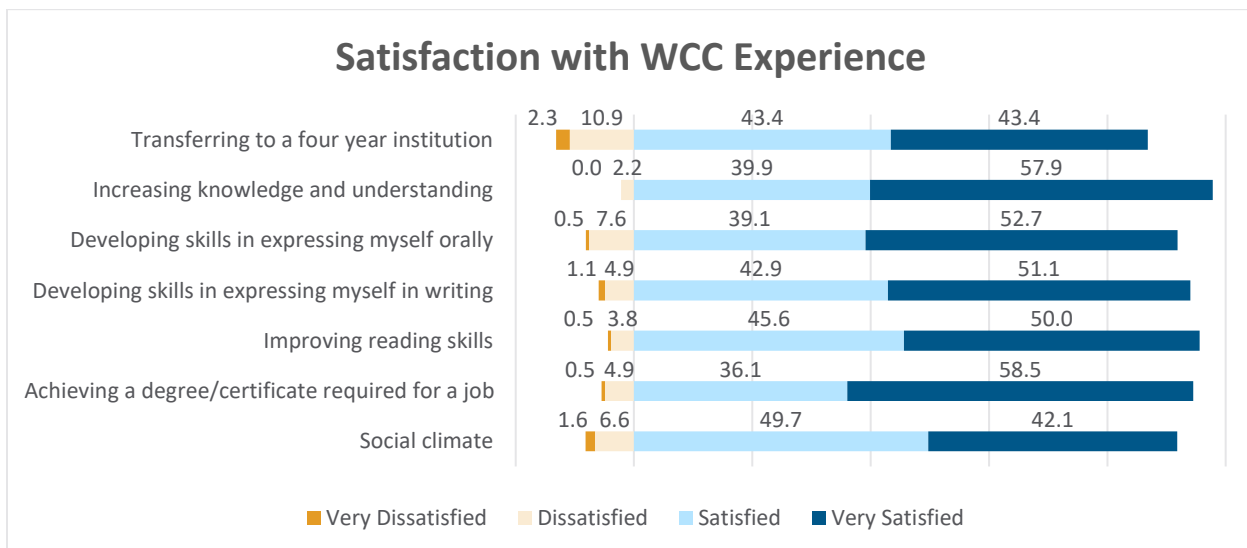
**Satisfaction with WCC in Achieving Goals:** Students were *satisfied* or *very satisfied* with WCC, particularly in regard to helping them achieve their academic (97.9%) and personal goals (95.7%). Students were slightly less satisfied with the college in aiding them in attaining their career (90.8%) and their social goals (86.9%).



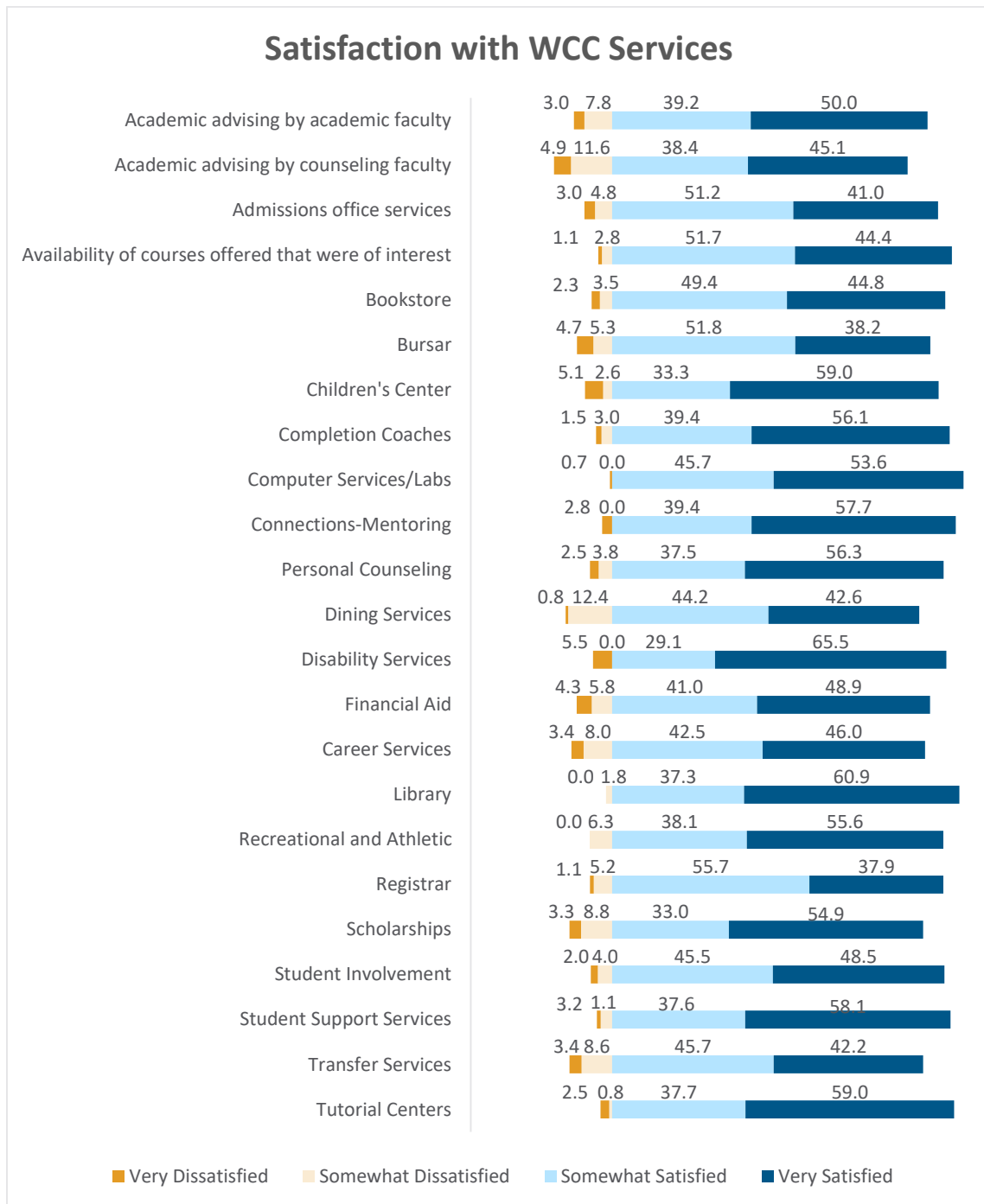
**Satisfaction with Overall WCC Experience:** The overall satisfaction with the WCC experience was relatively high across each survey question. About 97 percent of students were *satisfied* or *very satisfied* with their overall college experience and reported similar percentages of satisfaction with their overall college experience and reported similar percentages of satisfaction with their overall quality of instruction.



**Satisfaction with WCC Experience:** Respondents were most satisfied with WCC aiding them in increasing their knowledge and understanding (97.8%), followed by improving their reading skills (95.6%), achieving degree/certificate required for a job (94.5%), and developing skills in expressing themselves in writing (94.0%).

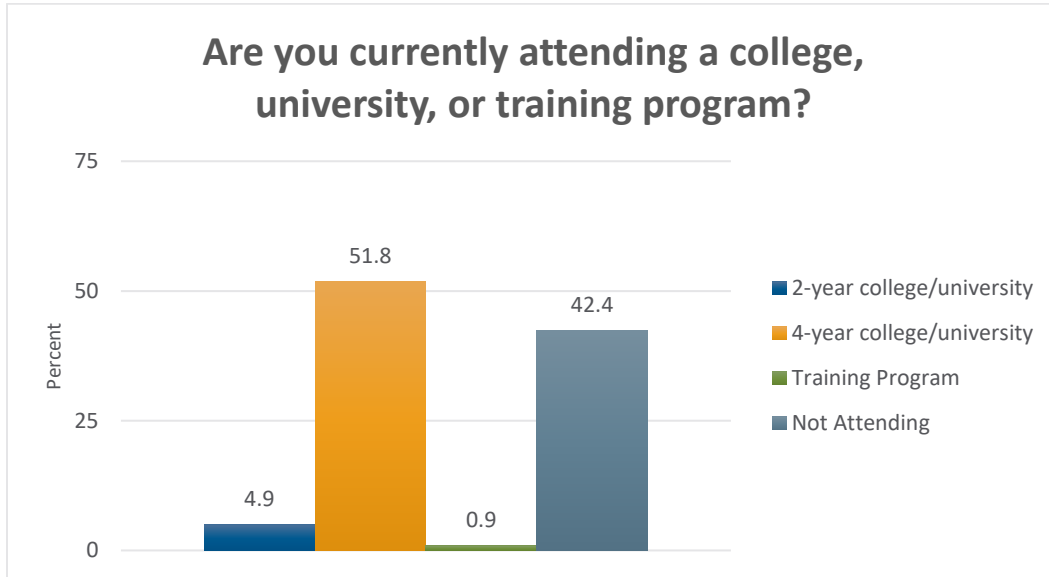


**Satisfaction with WCC Services:** Survey respondents rated WCC services favorably. Specifically, students were either *somewhat satisfied* or *very satisfied* with the Computer Services/Labs (99.3%), Library (98.2%), and Tutorial Centers (96.7%). A slightly lower percentage of students were satisfied with Academic Advising by Counseling Faculty (83.5%), Dining Services (86.8%), Transfer Services (87.9%), and Scholarships (87.9%).



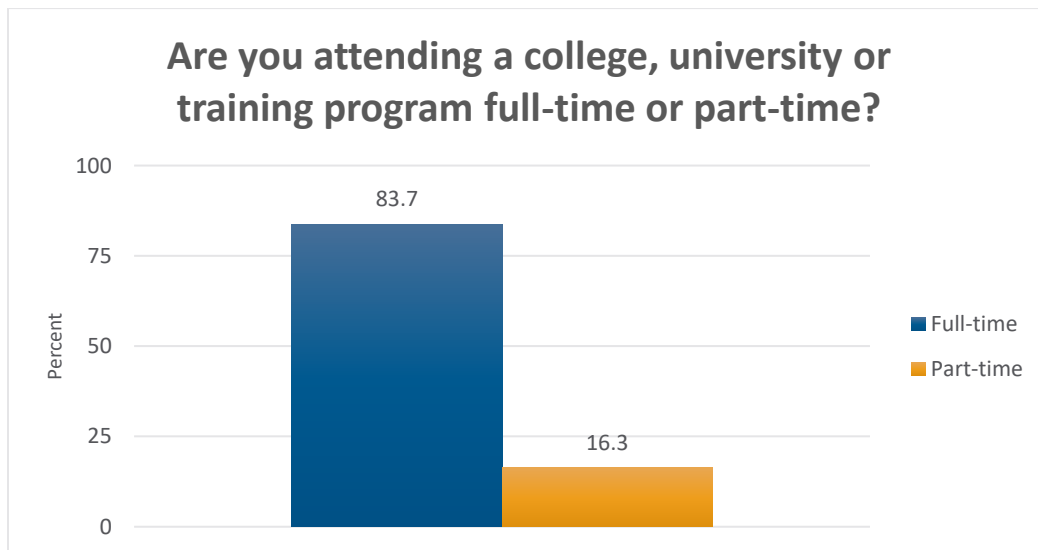
## Educational Goals

**Are you currently attending a college, university, or training program?:** About 52 percent of survey respondents (116 of 224 students) were attending a four year college or university when they responded to the survey.

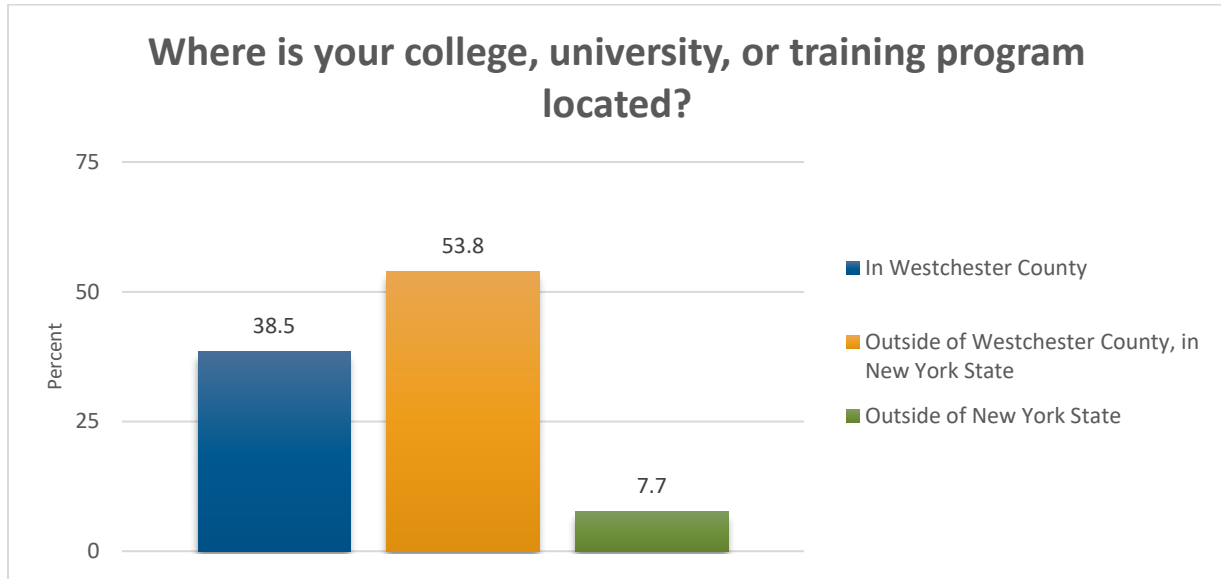


**Are you attending a college, university, or training program full-time or part-time?:**

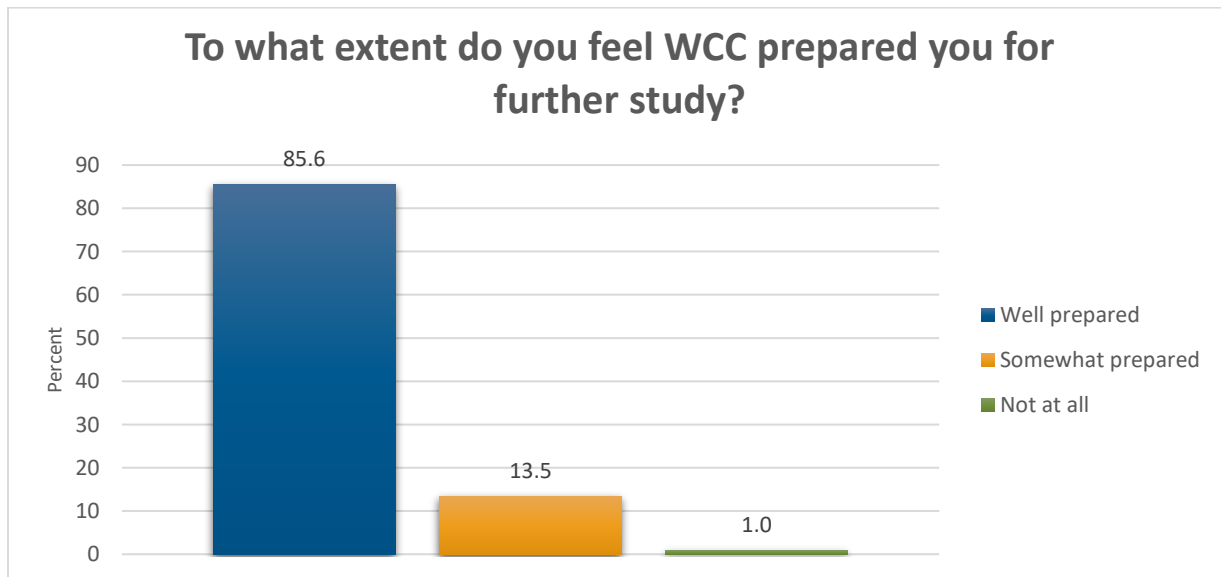
Approximately 84 percent of students reported attending their current educational program full-time (108 of 129 students).



**Where is your college, university, or training program located?:** About 54 percent of the respondents were attending schools or programs in New York State but outside of Westchester County (56 of 104 students). Fewer than eight percent of respondents were attending schools outside of New York State.

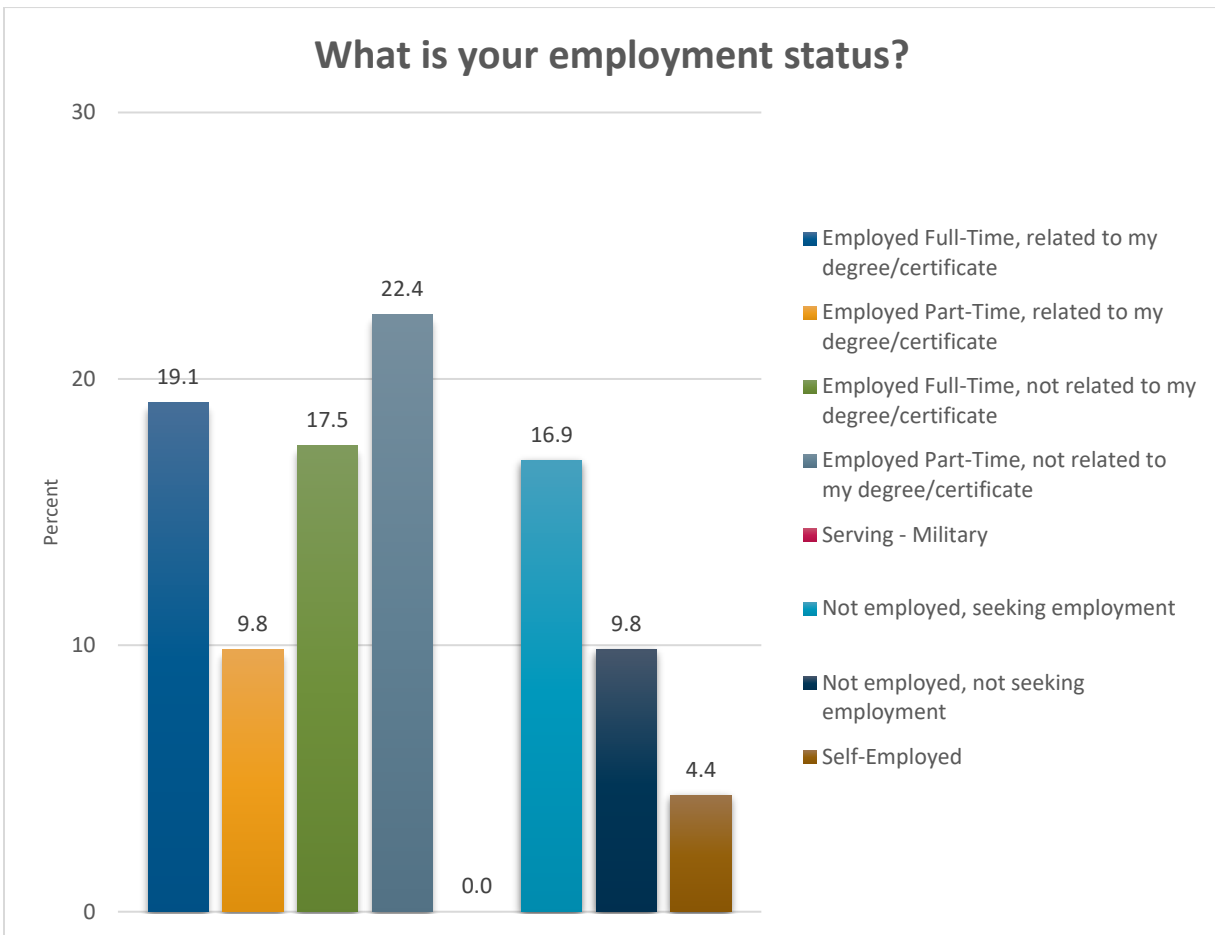


**To what extent do you feel WCC prepared you for further study?:** About 86 percent of question respondents (89 of 104) felt well prepared for their educational goals after graduating from WCC.

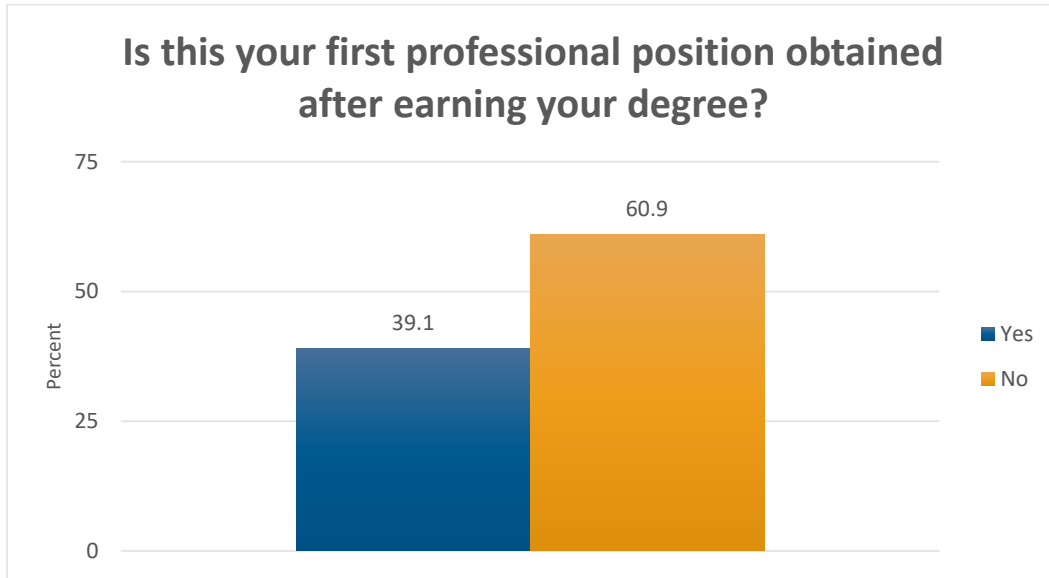


## Career Goals

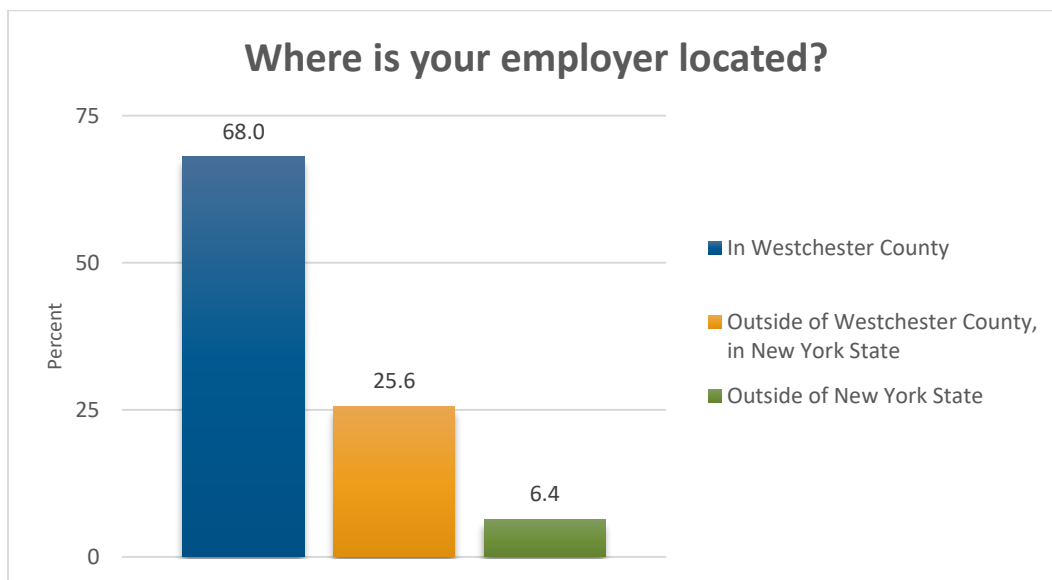
**What is your employment status?:** Roughly only 29 percent were employed, either full- or part-time, in a job related to their degree/certificate (53 of 183) compared to 40 percent (73/183) who reported careers unrelated to their training. About 17 percent of the respondents (31 of 183) were not employed, but were seeking employment.



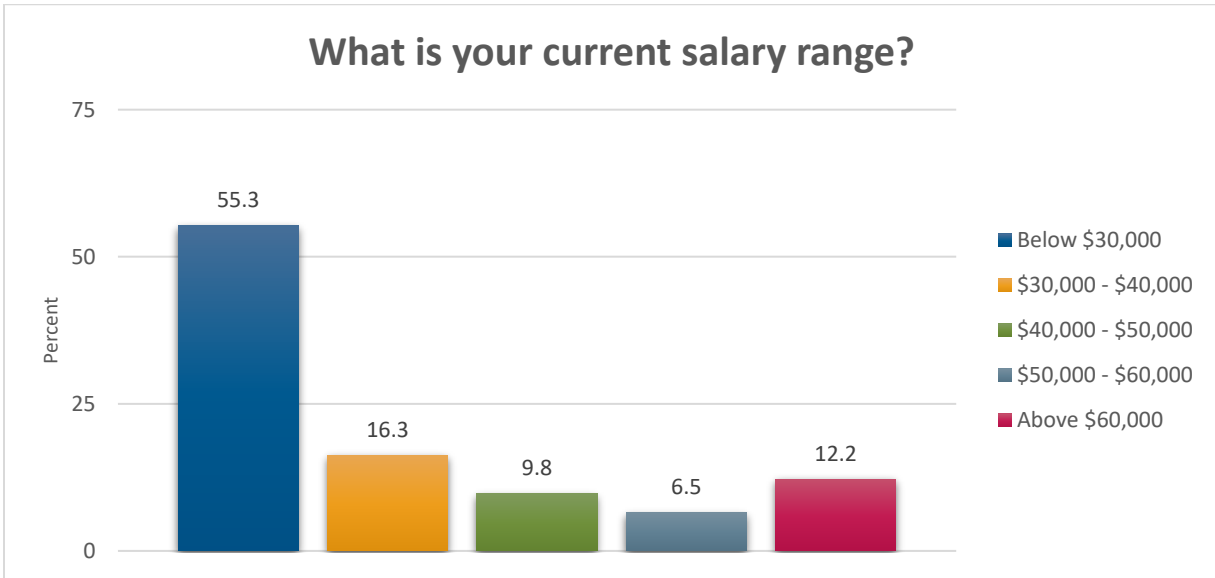
**Is this your first professional position obtained after earning your degree?:** Approximately 61 percent of students (78 of 128) indicated that their current job was not the first one they obtained after earning their degree.



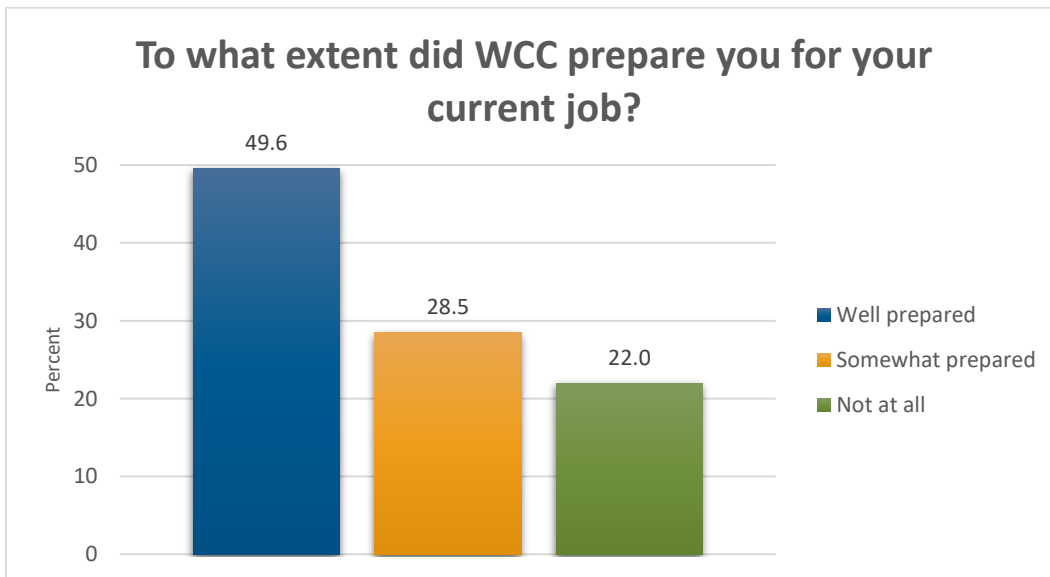
**Where is your employer located?:** Two-thirds of respondents (85 of 125) were employed within Westchester County. Fewer than seven percent were employed outside New York State (8 of 125).



**What is your current salary range?:** More than half of the respondents (68 of 123) reported earning below \$30,000 a year in their current profession. About a third of the respondents reported earning \$40,000 or more (35 of 123).

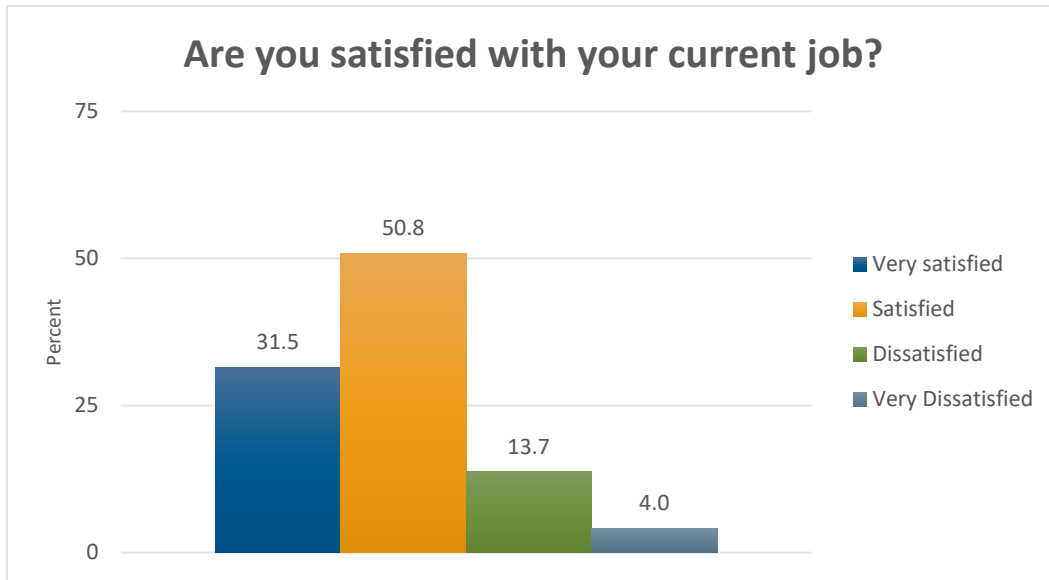


**To what extent did WCC prepare you for your current job?:** Over three-quarters of survey respondents felt that their experiences at WCC enabled them to be *well prepared* or *somewhat prepared* for their current job.





***Are you satisfied with your current job?:*** Over 80 percent of respondents were either *very satisfied* or *satisfied* with their current job (102 of 124 respondents).



## Conclusion

The information presented above can be used by the faculty, staff, and administrators of the College to identify areas for improvement. It can be a valuable tool for assessment of academic programs, college services, and college processes, and can provide a starting point for future analyses.

For additional disaggregation of the data, or additional information, please contact Institutional Research, Planning, and Effectiveness at [IR@sunywcc.edu](mailto:IR@sunywcc.edu).

## Appendix: Survey Tool

### Graduate Survey 2019-2020

#### Graduate Survey

Westchester Community College is conducting a study of our recent graduates. Its purpose is to provide us with information on how you feel about the college and the educational services we provided while you were here. We also want to know what you are doing after graduation.

Your feedback is important as it allows us to measure your college experience. We want to know what we do well and areas that can be improved.

Your responses are valuable and will be kept confidential within the Institutional Research, Planning, and Effectiveness office. Only summary information will be reported.

Please take a few minutes to complete the questionnaire.

If you have any questions or concerns regarding this survey. You may contact Institutional Research, Planning, and Effectiveness at 914-606-6560 or Marci.Keon@sunywcc.edu.

Your feedback is important! Thank you for your help!

### Graduate Survey 2019-2020

#### Education

\* 1. Are you currently attending a college, university or training program?

- 2-year college/university
- 4-year college/university
- Training Program
- Not Attending

## Graduate Survey 2019-2020

2. Are you attending:

Full-Time

Part-Time

## Graduate Survey 2019-2020

### Education

3. What is the name of the institution?

If Other, please specify

4. Please tell us where your college, university, or training program is located?

In Westchester County

Outside Westchester County, in New York State

Outside of New York State

5. To what extent do you feel WCC prepared you for further study?

Well prepared

Somewhat prepared

Not at all

6. How satisfied were you with WCC in achieving your goals?

	Very Satisfied	Satisfied	Dissatisfied	Very Dissatisfied
Personal goals	<input type="radio"/>	<input type="radio"/>	<input type="radio"/>	<input type="radio"/>
Academic goals	<input type="radio"/>	<input type="radio"/>	<input type="radio"/>	<input type="radio"/>
Career goals	<input type="radio"/>	<input type="radio"/>	<input type="radio"/>	<input type="radio"/>
Social goals	<input type="radio"/>	<input type="radio"/>	<input type="radio"/>	<input type="radio"/>

7. How satisfied were you with the following at WCC?

	Very Satisfied	Satisfied	Dissatisfied	Very Dissatisfied
Your overall college experience	<input type="radio"/>	<input type="radio"/>	<input type="radio"/>	<input type="radio"/>
Your overall quality of instruction	<input type="radio"/>	<input type="radio"/>	<input type="radio"/>	<input type="radio"/>
Your overall experience with courses <b><i>in your major</i></b>	<input type="radio"/>	<input type="radio"/>	<input type="radio"/>	<input type="radio"/>
Your overall experience with courses <b><i>outside your major</i></b>	<input type="radio"/>	<input type="radio"/>	<input type="radio"/>	<input type="radio"/>
Transferring to a four year institution	<input type="radio"/>	<input type="radio"/>	<input type="radio"/>	<input type="radio"/>
Increasing my knowledge and understanding	<input type="radio"/>	<input type="radio"/>	<input type="radio"/>	<input type="radio"/>
Developing skills in expressing myself orally	<input type="radio"/>	<input type="radio"/>	<input type="radio"/>	<input type="radio"/>
Developing skills in expressing myself in writing	<input type="radio"/>	<input type="radio"/>	<input type="radio"/>	<input type="radio"/>
Improving my reading skills	<input type="radio"/>	<input type="radio"/>	<input type="radio"/>	<input type="radio"/>
Achieving a degree/certificate required for my present or future job	<input type="radio"/>	<input type="radio"/>	<input type="radio"/>	<input type="radio"/>
Social climate	<input type="radio"/>	<input type="radio"/>	<input type="radio"/>	<input type="radio"/>

8. How satisfied were you with the following services:

	Very Satisfied	Satisfied	Dissatisfied	Very Dissatisfied	Did not use this service
Academic advising by academic faculty	<input type="radio"/>	<input type="radio"/>	<input type="radio"/>	<input type="radio"/>	<input type="radio"/>
Academic advising by counseling faculty	<input type="radio"/>	<input type="radio"/>	<input type="radio"/>	<input type="radio"/>	<input type="radio"/>
Admissions office services	<input type="radio"/>	<input type="radio"/>	<input type="radio"/>	<input type="radio"/>	<input type="radio"/>
Availability of courses offered that were of interest to you	<input type="radio"/>	<input type="radio"/>	<input type="radio"/>	<input type="radio"/>	<input type="radio"/>
Bookstore	<input type="radio"/>	<input type="radio"/>	<input type="radio"/>	<input type="radio"/>	<input type="radio"/>
Bursar	<input type="radio"/>	<input type="radio"/>	<input type="radio"/>	<input type="radio"/>	<input type="radio"/>
Children's Center	<input type="radio"/>	<input type="radio"/>	<input type="radio"/>	<input type="radio"/>	<input type="radio"/>
Completion Coaches	<input type="radio"/>	<input type="radio"/>	<input type="radio"/>	<input type="radio"/>	<input type="radio"/>
Computer Services/Labs	<input type="radio"/>	<input type="radio"/>	<input type="radio"/>	<input type="radio"/>	<input type="radio"/>
Connections-Mentoring	<input type="radio"/>	<input type="radio"/>	<input type="radio"/>	<input type="radio"/>	<input type="radio"/>
Personal Counseling	<input type="radio"/>	<input type="radio"/>	<input type="radio"/>	<input type="radio"/>	<input type="radio"/>
Dining Services	<input type="radio"/>	<input type="radio"/>	<input type="radio"/>	<input type="radio"/>	<input type="radio"/>
Disability Services	<input type="radio"/>	<input type="radio"/>	<input type="radio"/>	<input type="radio"/>	<input type="radio"/>
Financial Aid	<input type="radio"/>	<input type="radio"/>	<input type="radio"/>	<input type="radio"/>	<input type="radio"/>
Career Services	<input type="radio"/>	<input type="radio"/>	<input type="radio"/>	<input type="radio"/>	<input type="radio"/>
Library	<input type="radio"/>	<input type="radio"/>	<input type="radio"/>	<input type="radio"/>	<input type="radio"/>
Recreational and Athletic	<input type="radio"/>	<input type="radio"/>	<input type="radio"/>	<input type="radio"/>	<input type="radio"/>
Registrar	<input type="radio"/>	<input type="radio"/>	<input type="radio"/>	<input type="radio"/>	<input type="radio"/>
Scholarships	<input type="radio"/>	<input type="radio"/>	<input type="radio"/>	<input type="radio"/>	<input type="radio"/>
Student Involvement	<input type="radio"/>	<input type="radio"/>	<input type="radio"/>	<input type="radio"/>	<input type="radio"/>
Student Support Services	<input type="radio"/>	<input type="radio"/>	<input type="radio"/>	<input type="radio"/>	<input type="radio"/>
Transfer Services	<input type="radio"/>	<input type="radio"/>	<input type="radio"/>	<input type="radio"/>	<input type="radio"/>
Tutorial Centers	<input type="radio"/>	<input type="radio"/>	<input type="radio"/>	<input type="radio"/>	<input type="radio"/>

## Graduate Survey 2019-2020

### Employment

\* 9. What is your employment status?

- Employed Full-Time, **related** to my degree/certificate
- Employed Part-Time, **related** to my degree/certificate
- Employed Full-Time, **not related** to my degree/certificate
- Employed Part-Time, **not related** to my degree/certificate
- Serving - Military
- Not employed, seeking employment
- Not employed, not seeking employment
- Self-Employed

## Graduate Survey 2019-2020

10. Is this your first professional position obtained after earning your degree?

- Yes
- No

11. What is the name of the employer?

12. Where is your employer located?

- In Westchester County
- Outside Westchester County, in New York State
- Outside of New York State

13. What is your current salary range (pick one)?

- Below \$30,000
- \$30,000 - \$40,000
- \$40,000 - \$50,000
- \$50,000 - \$60,000
- Above \$60,000

14. To what extent do you feel your WCC education prepared you for your current job?

- Well prepared
- Somewhat prepared
- Not at all

15. Are you satisfied with your current job?

- Very satisfied
- Satisfied
- Dissatisfied
- Very Dissatisfied

16. Thank you for taking our survey. Please add additional comments you may have: