



Westchester
Community College
State University of New York

Harold L. Drimmer Library

Library Research Assignment

Name: _____

Email: (Please print VERY clearly) _____

Due Date: _____ Day/Time of class: _____

Instructor: _____ Librarian: _____

WHY are you being asked to do this?

The purpose of this assignment is to help you find information on your research/documented essay topic from a variety of sources. You will have 5 relevant sources and a Works Cited page when this assignment is complete.

Your knowledge of online research skills will increase as you complete this assignment.

- **BEFORE** you begin your search, think about your topic and what you really want to know.
- Putting your topic into question format will make it easier to come up with a focus.

EXAMPLE

Subject: Death Penalty – Too Broad

Better topic: death penalty and bias

Question: Is the death penalty biased?

Better topic: death penalty and dna

Better topic: death penalty and execution

Question: Is new DNA evidence making a difference to those awaiting execution?

- The narrower your topic/question, the easier it will be for you to find specific information

EVALUATE your findings.

Just because your keywords have yielded results does not mean that all of them are really relevant to your topic. Look at titles and descriptions carefully to determine their relevance.

Your question or topic statement:

2 points

Possible search terms/keywords: _____ **1 point**

Step 1: Find 2 RELEVANT magazine, journal or newspaper articles through our subscription databases.

From the **Library Homepage**, look at the **Search** menu and click on **Databases-Articles**.

HAND in the following 3 printouts:

1st page of your Results List ____

Citation/Abstract page of 1st Article ____

Citation/Abstract page of 2nd article ____

3 Points



ARTICLE 1:

CORRECT DATA ... 3 Points

RELEVANCE 6 Points



Author(s), if any: _____

Title of article: _____

Title of source- magazine, journal or newspaper: _____

Date of publication: _____ Page numbers: _____ Volume/issue numbers _____

Name of database: _____ Date you located the article: _____

ARTICLE 2:

CORRECT DATA ... 3 Points

RELEVANCE 6 Points



Author(s), if any: _____

Title of article: _____

Title of source- magazine, journal or newspaper: _____

Date of publication: _____ Page numbers: _____ Volume/issue numbers _____

Name of database: _____ Date you located the article: _____

Evaluation: Select one article and give a 2-3 sentence narrative of why it is particularly relevant to your topic. **BE SPECIFIC! 'It had good information' is too general!**

5 Points



Step 2: Find a **RELEVANT website** using the Google search engine (www.google.com)

HAND IN:

1st page of Results List ____ *1st page of website (home page)* ____ *1st page of actual information* ____
3 POINTS.....

Website Data: **8 POINTS**

Title of the web page where you found your information: _____

Title of the Entire Web Site. _____

Author of this page (if available): _____

Date of this page (if available): _____

Is there a Home or About Us link connected to your page? YES NO

Title of agency or responsible party of the homepage
(E.g. Death Penalty Information Center, Religious Tolerance.org, Victorian Women Writers Project)

Date site was created OR last update: _____ Date you accessed the site: _____

Website Evaluation: **10 POINTS.....**



1) Why Is this suitable for a college level research paper?

Consider the **authority and credentials of the author and of the sponsor** of the website.

Explain: _____

2) Is the page designed to give you **facts** **opinions** **or both?**

IF the page contains opinions, what viewpoint is supported?

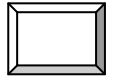
4 POINTS



Step 3: Find 2 **RELEVANT** Books. From the **Library Homepage**, look at the **Quick Searches** menu bar and click on **Books-Videos-CDs**. A relevant piece of media (DVD, VC) will be acceptable.

HAND in the 3 printouts below:

1st page of Results List ____ **Record of Book 1** ____ **Record of Book 2** ____ **3 POINTS**

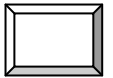


CORRECT DATA ... 3 POINTS



BOOK 1:

Relevance 6 POINTS



Author(s) of Editor(s) - **Indicate which one**


Title of Book - include subtitle:

City of Publication: _____

Publisher: _____ Copyright date: _____

Book 2:

CORRECT DATA ... 3 POINTS



REVELANCE 6 POINTS



Author(s) of Editor(s) - Indicate which one:

Title of Book - include subtitle:

City of Publication: _____

Publisher: _____ Copyright date: _____

Evaluation: Select one book and give a 2-3 sentence narrative of why it is particularly relevant to your topic.

-

3 Points



Step 4: Create a “Works Cited” Page

See a sample of a correct “Works Cited” page on your MLA handout!

- ***5 citations in alphabetical order – 5 POINTS:***



- ***Correct MLA formatting – 20 POINTS:***



1. *Type the List of Works Cited on a separate page.*
2. *Using the **MLA Citation Format guide**, available through our homepage under **CITATIONS** and at the Circulation Desk on the Main Floor, create **ONE alphabetical list** using **the 5 sources you found through this assignment** - 2 articles, 1 website, and 2 books.*
3. *If **no author** is given for a citation, alphabetize by the first **MAIN** word of the title.*
4. *Follow the MLA guide **PRECISELY!***
5. *Pay close attention to **SPELLING, PUNCTUATION, SPACING AND INDENTATION.***
6. ***Do not separate the items by articles, website and books.***
7. *Do not number the items.*

Library Use Only

Points: Step 1 Step 2 Step 3 Step 4 TOTAL POINTS

- Citations missing
- Not in alphabetical order
- Not double Spaced
- Did not indent after the 1st line
- Additional authors missing
- Subtitle missing
- Did not underline title of books
- Article title was not italicized or in quotes
- Did not underline title of Magazine/Journal / Newspaper
- Incorrect name of database
- Poor punctuation and spacing

Additional Comments: _____

