



Library Research Assignment - Spring

Name: _____

Email: (Please print *VERY* clearly) _____

Due Date: _____ Day/Time of class: _____

Instructor: _____ Librarian: _____

WHY are you being asked to do this?

- ✓ *To help you find information on your research/documented essay topic from a variety of sources.*
- ✓ *To have 3 relevant sources and a Works Cited page when this assignment is complete.*
- ✓ *To increase your knowledge of research techniques.*

Step 1: *What do you really want to know?* Identify a **Topic Question and **Keywords** –**

- Putting your topic into question format will make it easier to come up with a focus.

EXAMPLE

Subject: Death Penalty – Too Broad
Better topic: death penalty and bias

Question: Is the death penalty biased?

Better topic: death penalty and DNA
Better topic: death penalty and execution

Question: How does new DNA evidence make a difference to those serving time for capital crimes?

Question: What is the Innocence Project and how does it affect those on death row?

- The narrower your topic/question, the easier it will be for you to find specific information

Your question or topic statement: _____ **2 points**

Possible search terms/keywords: _____ **2 points**

Step 2: Find **1 relevant** magazine, journal or newspaper article.

Use our Subscription Databases.

Find them here: from the **Library Homepage Search** menu, click on **Databases-Articles**.

Remember: EVALUATE your findings as you search.

Just because your keywords have yielded results does not mean they are completely relevant to your topic.

PRINT OUT and HAND IN the following 2 items: **2 Points**

1. ___1st page of your Results List
2. ___Citation/Abstract page of Article

ARTICLE 1: CORRECT DATA ... 8 Points

RELEVANCE ...10 Points

Author(s) if any: _____

Title of article: _____

Title of source- magazine, journal or newspaper: _____

Date of publication: _____ Page numbers: _____ Volume/issue numbers _____

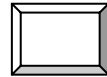
Name of database: _____ Date you located the article: _____

ARTICLE EVALUATION: Write a 2-3 sentence narrative of why it is particularly relevant to your topic. **5 Points**

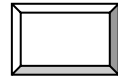
BE SPECIFIC! 'It had good information' or 'It had everything I needed' is too general!

Step 3: Find 1 relevant web page. Use the Google search engine (www.google.com)

PRINT OUT and HAND IN the following 3 items: **3 Points**



1. ___ **1st page of Results List**
2. ___ **1st page of Homepage-- LOOK for a line that says 'Home' or 'About us' or 'Who We Are'. This will let you know who is responsible for the site and whether the information is valid.**
3. - - **1st page of actual information**



FILL IN WEBSITE DATA

4 Points

Title of the web page where you found your information _____

Author(s) of this page (if available) _____

Date of this page (if available) _____

Is there a Home or About Us link connected to your page? YES NO

Title of the Entire Website _____

Title of agency or responsible party on the homepage (E.g. Death Penalty Information Center, Religious Tolerance.org, Victorian Women Writers Project) This is **NOT** Google.com!

Date site was created OR last update (if available) _____ Date you accessed the site: _____

WEB PAGE EVALUATION


10 Points



Why is this suitable for a college level research paper? Consider and discuss the *authority and credentials of the author and of the sponsor* of the website.

Is the web page designed to give you **facts** **opinions** **or both?**
Does the web page contain opinions? **If so**, what viewpoint is supported? **If not**, how do you know?

4 Points



Step 4: Find **1** relevant book or piece of media (DVD, VC) Use the Library Catalog.

Find it here: from the **Library Homepage**, find the **Search** menu and click on **Books-Videos-CDs**.

PRINT OUT and HAND IN the following 2 items: **2 Points**



1. ___ 1st page of Results List
2. ___ record of book (or DVD, etc,)

BOOK (DVD, etc.): **CORRECT DATA ... 6 Points** **RELEVANCE ...12 Points**


Author(s), or Editor(s) - **Indicate which one**

Title of book (include subtitle): _____

City of Publication : _____

Publisher: _____ Date of Publication _____

BOOK (DVD etc.) EVALUATION **5 Points**




Write a 2-3 sentence narrative of why it is particularly relevant to your topic.

Look at titles, subject headings and descriptions carefully to determine their possible relevance.

Step 5 – Create a Works Cited Page**

You will need:

- 3 citations in *alphabetical order* – 5 points
- Correct MLA formatting for each citation – 20 points



Remember to:

1. Type the list of Works Cited on a separate page.
2. Use the **MLA Guide** to Citation Format, available from
 - a. the **Library Homepage** under CITATIONS
 - b. at the Reference Desk on the Main Floor
3. Create **one alphabetical list** using the **3 sources you found** through this assignment :

_____ 1 article
_____ 1 web page
_____ 1 additional source, i.e. books and/or other media both found through the BOOKS-VIDEOS-
CDS database
 - a. **If no author is given** for a citation, alphabetize by the first MAIN word in the title
 - b. Do not separate the items into articles, web page and books
 - c. Do not number the items
4. Pay close attention to *Spelling, Punctuation, Spacing and Indentation*
5. *Follow the MLA format precisely!*

****See a sample of a correct “Works Cited” page on your MLA Guide to Citation Format!****

Library Use Only

Points:

Step 1

Step 2

Step 3

Step 4

Step 5

TOTAL POINTS

- Citations missing
- Not in alphabetical order
- Not double Spaced
- Not indented after the 1st line
- Additional authors missing
- Subtitle missing
- Titles of books not italicized
- Titles of articles not in quotes
- Titles of Magazine/Journal/Newspaper not italicized
- Incorrect or missing name(s) of database(s)
- Name of database(s) not italicized
- Poor punctuation and spacing
- Did not indicate WEB or PRINT
- Indicated incorrect format for WEB or PRINT

Additional Comments: _____
