

Westchester Community College

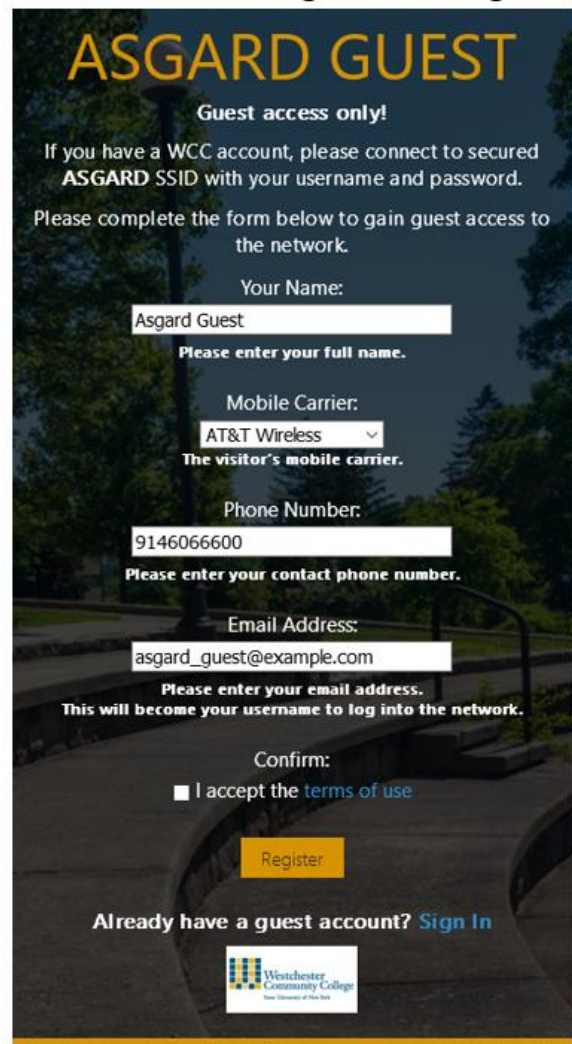
ASGARD Guest Wireless Network (MAIN CAMPUS)

As a convenience to guests, Westchester Community College provides Internet access through the ASGARD_Guest wireless network, throughout the College. Guests can connect with their mobile devices (e.g. laptops, tablets, and smartphones).

See below for instructions on connecting to the College ASGARD_Guest wireless network.

1. Connect to the ASGARD_Guest SSID
 - a. The guest registration page will open
 - b. If page does not automatically load, open your preferred browser and navigate to www.sunywcc.edu or any other website
2. On the registration form, enter/select:
 - a) Your name
 - b) Mobile carrier
 - c) Phone number
 - d) Email address (this will be used as your User ID to login to the network)
3. Click on the 'terms of use' link and read terms for connecting to WCC ASGARD_Guest network. Close when finished reading.
4. Check the box next to 'I accept the terms of use'
5. Click Register to create a Guest Account, you will then receive:
 - a. A User ID that will be the same as the email address you entered
 - b. A Password will be sent to you via text (SMS) and email

Guest Account Registration Page



ASGARD GUEST

Guest access only!

If you have a WCC account, please connect to secured **ASGARD** SSID with your username and password.

Please complete the form below to gain guest access to the network.

Your Name:

Please enter your full name.

Mobile Carrier:

The visitor's mobile carrier.

Phone Number:


Please enter your contact phone number.

Email Address:

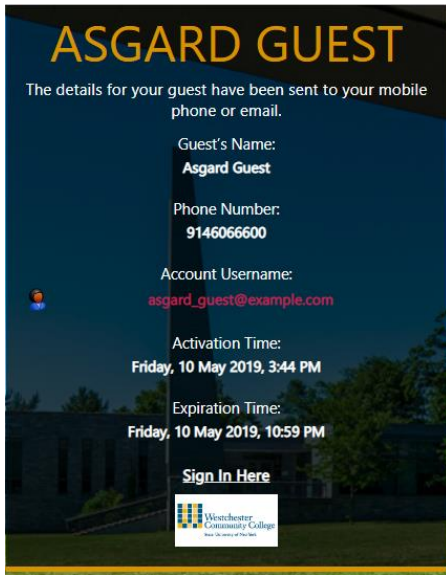
Please enter your email address.
This will become your username to log into the network.

Confirm:
 I accept the [terms of use](#)

Already have a guest account? [Sign In](#)



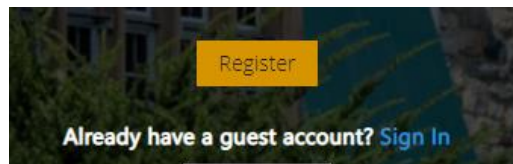
Guest Account Activation Page



Once you have your User ID and password, you can login to the WCC ASGARD_Guest network; by clicking 'Sign In' located on the Account Activation Page

Guest Accounts Already Activated

**If you have to disconnect to access credentials, there is no need to re-register. At the end of the form, you have the option to click 'Sign In' under the Register button if you already have an account.



6. Once you click sign in using either method above, you will need to enter your User ID and password and again accept terms for connecting
7. Click 'Log In' button
8. You are now connected to the ASGARD_Guest wireless network

