

2018-2019

Graduate Report

Profile of the Graduates and
Graduate Survey Analysis



Westchester
Community College

State University of New York

Institutional Research, Planning, and Effectiveness

Table of Contents

The 2018-2019 Graduate Report	3
Methodology	3
Profile of the 2018-2019 Graduating Class	4
<i>Gender</i>	4
<i>Race/Ethnicity</i>	5
<i>Age</i>	5
<i>Residence</i>	6
<i>GPA</i>	6
<i>Degree Type</i>	7
2018-2019 Graduate Survey Analysis.....	8
Student Satisfaction	8
<i>Satisfaction with WCC in Achieving Goals</i>	8
<i>Satisfaction with Overall WCC Experience</i>	9
<i>Satisfaction with WCC Experience</i>	9
<i>Satisfaction with WCC Services</i>	10
Educational Goals	11
<i>Are you currently attending a college, university, or training program?</i>	11
<i>Are you attending a college, university, or training program full-time or part-time?</i>	11
<i>Where is your college, university, or training program located?</i>	12
<i>To what extent do you feel WCC prepared you for further study?</i>	12
Career Goals	13
<i>What is your employment status?</i>	13
<i>Is this your first professional position obtained after earning your degree?</i>	14
<i>Where is your employer located?</i>	14
<i>What is your current salary range?</i>	15

To what extent did WCC prepare you for your current job?..... 15

Are you satisfied with your current job?..... 16

Conclusion 16

Appendix: Survey Tool 17

The 2018-2019 Graduate Report

The **2018-2019 Graduate Report** provides information about the 2018-2019 graduating class of Westchester Community College in two ways. First, it compares the demographics of the graduating class to those students who responded to the 2018-2019 Graduate Survey in the **Profile of the 2018-2019 Graduates**. Secondly, it examines the responses of the 2018-2019 Graduate Survey in the **2018-2019 Graduate Survey Analysis**.

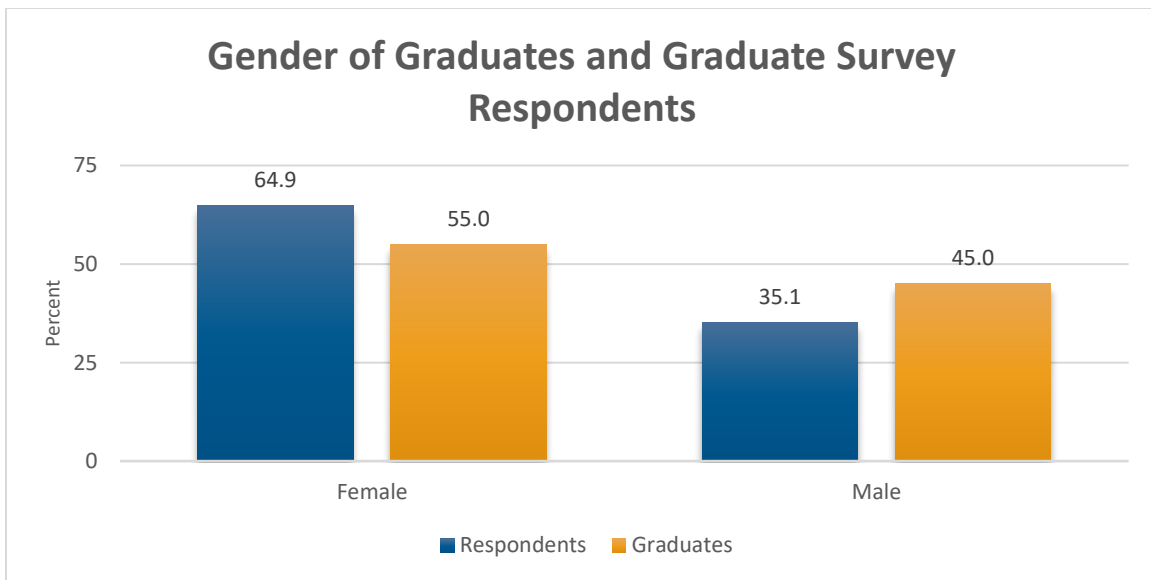
Methodology

The 2018-2019 Graduate Report examines the 1,655 students who graduated from Westchester Community College in Summer 2018, Fall 2018, and Spring 2019, otherwise considered the graduating class of 2019. Six months after the students graduated, they were sent an online survey regarding their time at WCC as well as their experiences after graduation. The online survey was left open for 3 months before the results were downloaded. This resulted in 305 completed surveys and a response rate of 18.4%. The survey results were merged with institutional data to provide insight into the representativeness of the survey respondents.

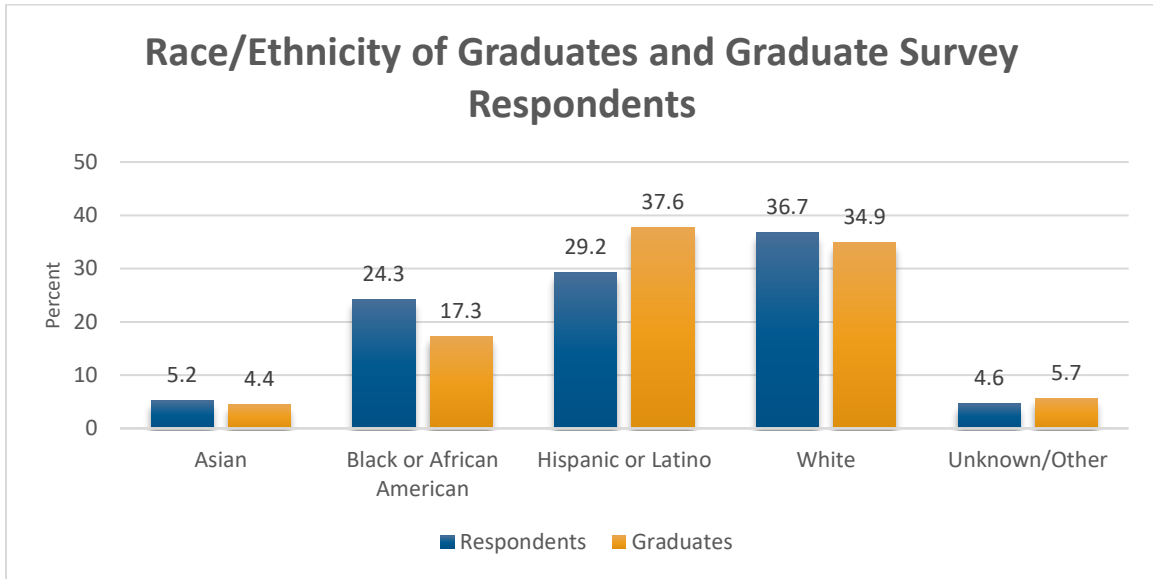
Profile of the 2018-2019 Graduating Class

The Profile of the 2018-2019 Graduating Class uses institutional data to identify the demographic attributes and academic attributes of the graduating class of 2019. This includes gender, race/ethnicity, age, residence, GPA, and degree type. These attributes are compared to the subset of graduates who responded to the Graduate Survey to ensure the survey responses can be generalized to the entire graduating class.

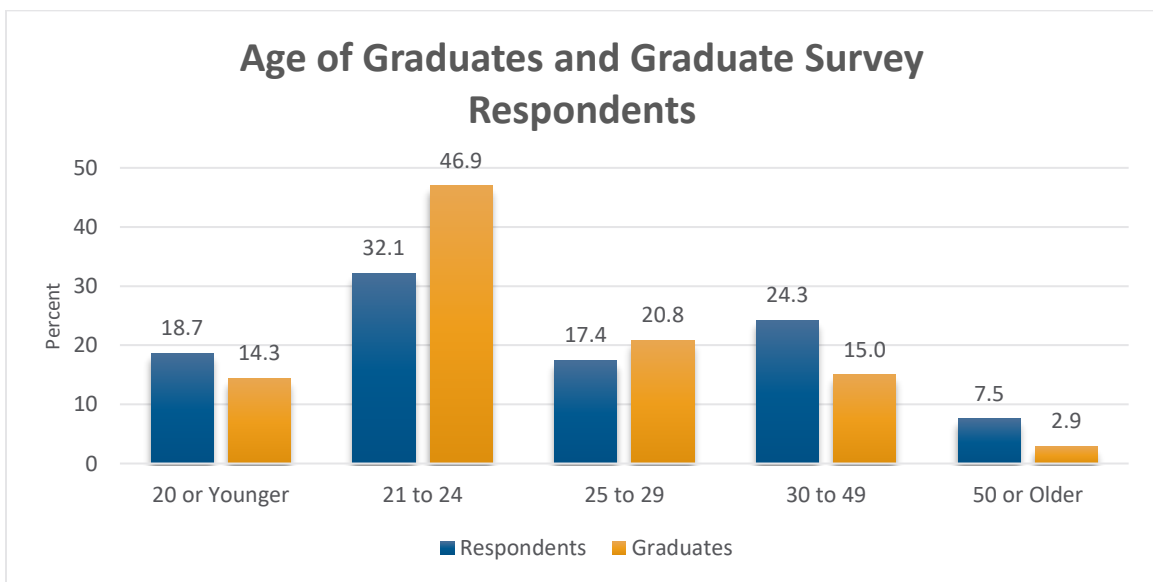
Gender: The gender distribution for survey respondents and graduates were similar, with female students outnumbering male students. Of the 1,655 graduates, 910 (55.0%) identified as female, compared to 198 of the 305 (64.9%) survey respondents.



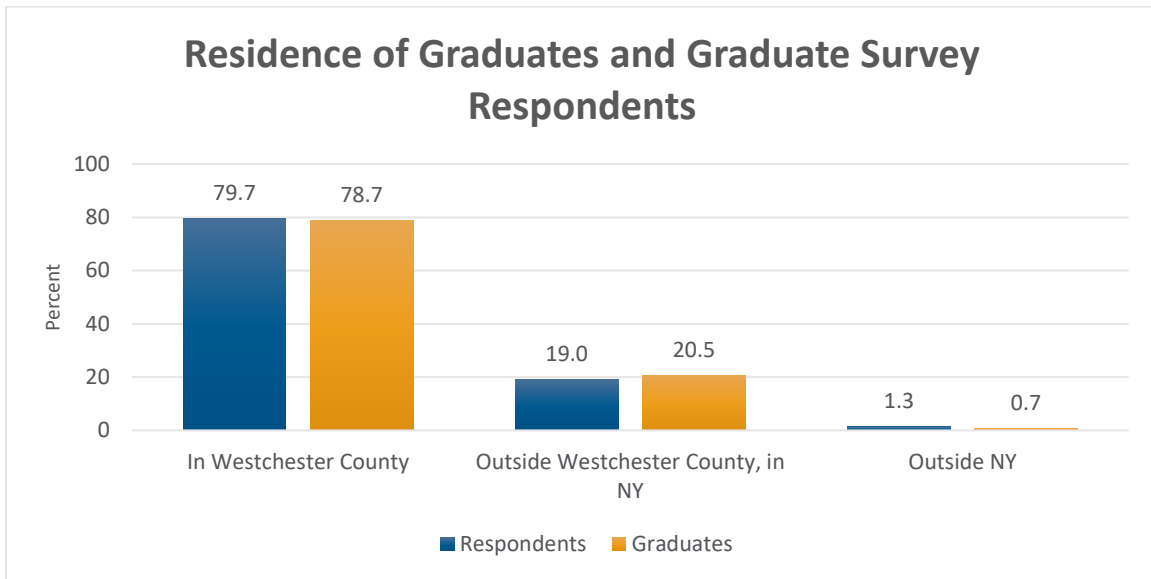
Race/Ethnicity: Hispanic/Latino and white students made up the largest shares of graduates with 623 Hispanic/Latino students (37.6%), followed by 578 white students (34.9%). These groups also made up the largest shares of survey respondents, with 112 white students (36.7%) and 89 Hispanic/Latino students (29.2%) responding to the survey.



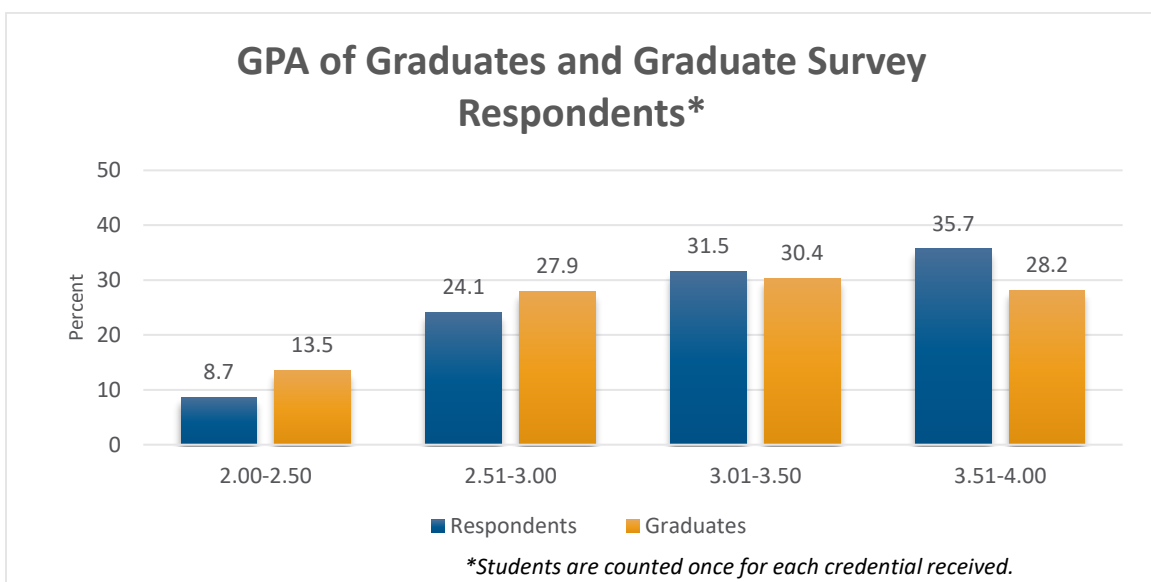
Age: About 32 percent of survey respondents (98 of 305 students) and 47 percent of graduates (777 of 1,655 students) fell within the 21 to 24 age range. There were much fewer students of each group in the 50 or older category.



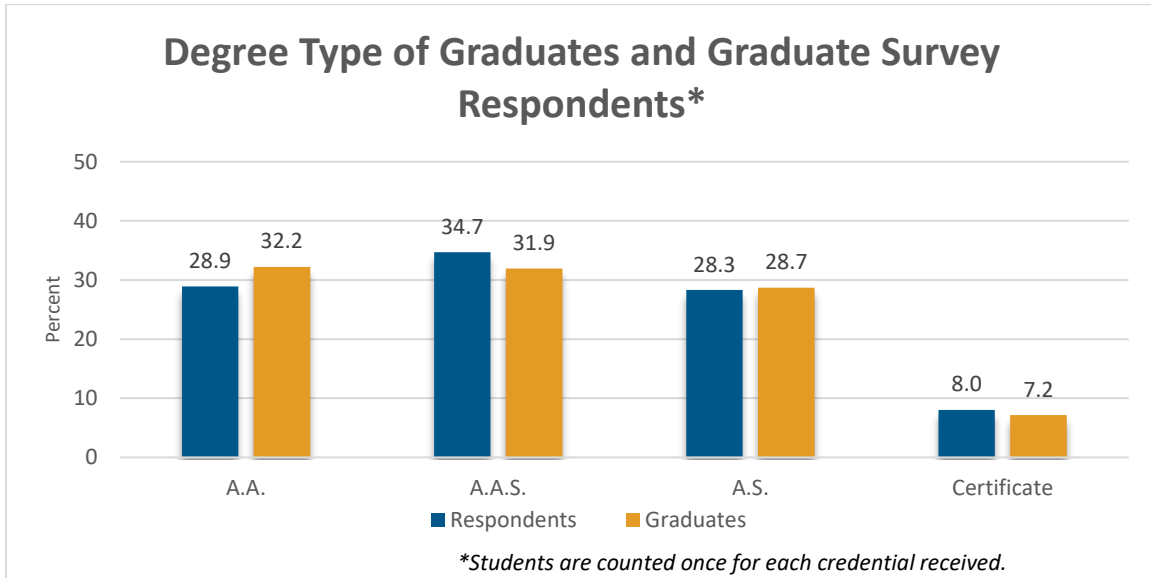
Residence: Of the 1,655 students that made up the graduating class of 2019, 1,303 (78.7%) resided in Westchester County. A similar percentage of respondents (79.7%) resided in Westchester County. Very few respondents (1.3%) and graduates (0.7%) lived outside of New York State at the time they responded to the survey.



GPA: The majority of degrees completed by graduates (30.4%) were completed with a GPA between 3.01 and 3.50. The majority of degrees completed by survey respondents (35.7%) were completed with a GPA between 3.51 and 4.00.



Degree Type: Among survey respondents, the highest share of awards were A.A.S. degrees (34.7%) while for overall graduates the highest share were A.A. degrees (32.2%). Certificates made up less than 10 percent of the credentials granted to both survey respondents and graduates.

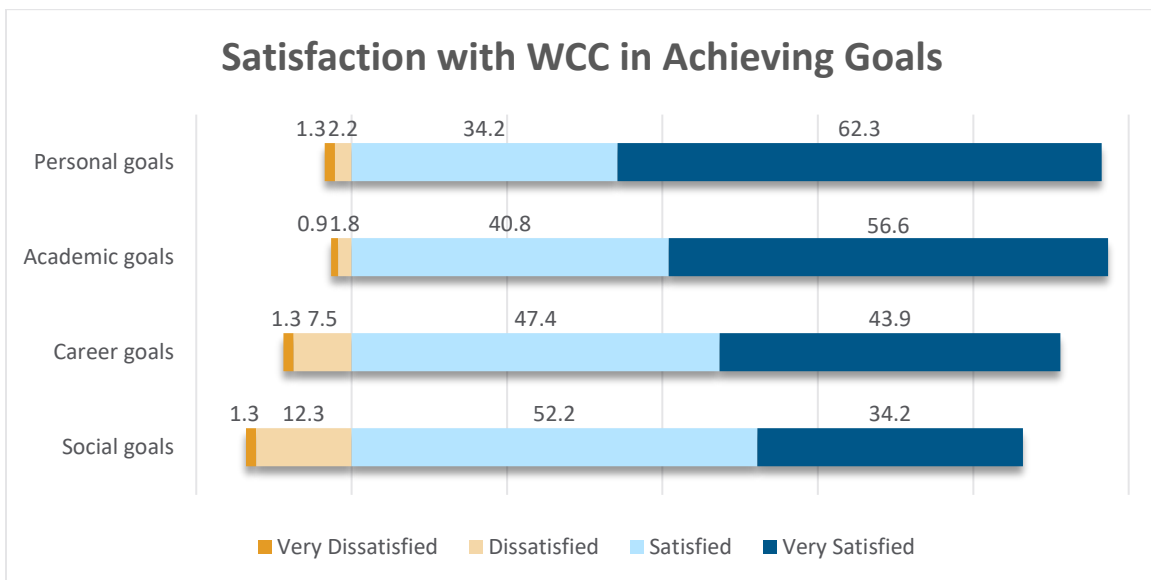


2018-2019 Graduate Survey Analysis

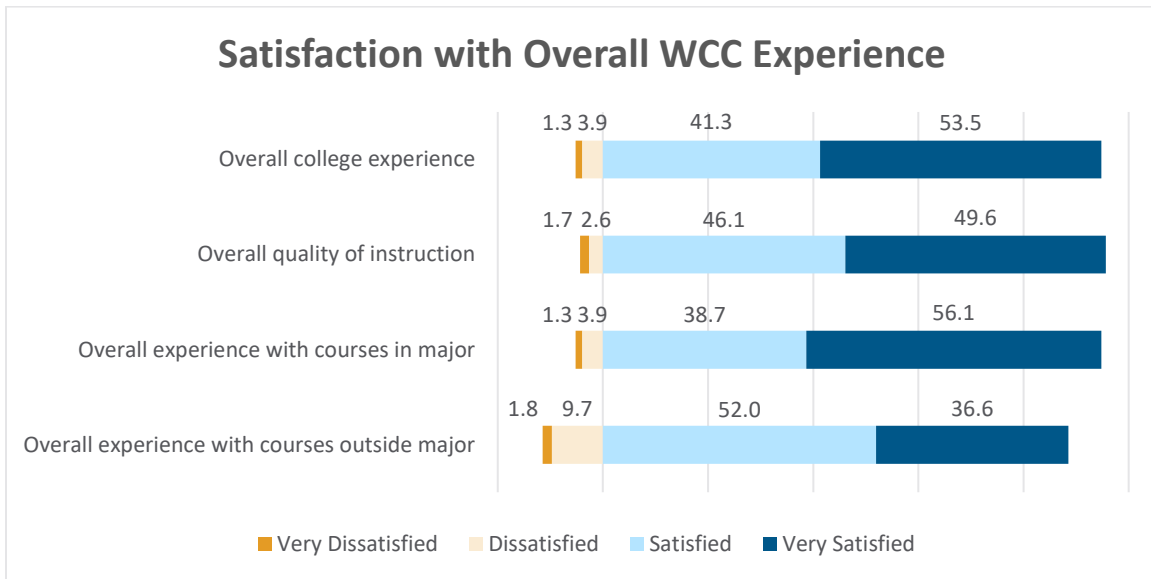
The 2018-2019 Graduate Survey Analysis examines the responses to various questions from the Graduate Survey. The following data is self-reported and cannot be verified. Students who did not provide a response are omitted from the analysis.

Student Satisfaction

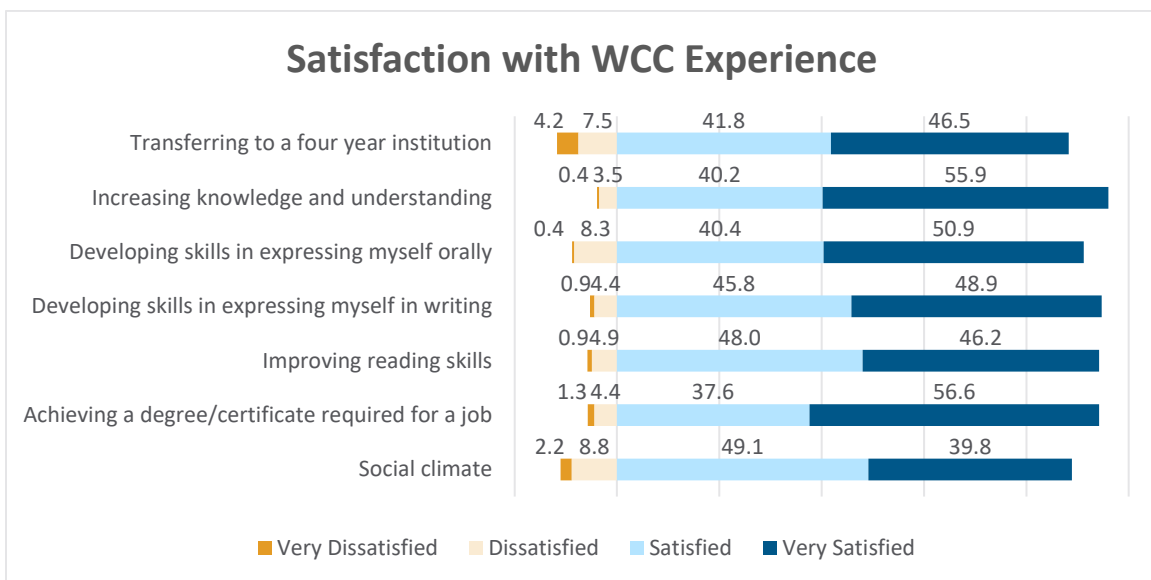
Satisfaction with WCC in Achieving Goals: Students were generally satisfied with WCC in regards to achieving their goals, particularly their academic goals (97.4%) and their personal goals (96.5%). Students were slightly less satisfied in achieving their career goals (91.2%) and their social goals (86.4%).



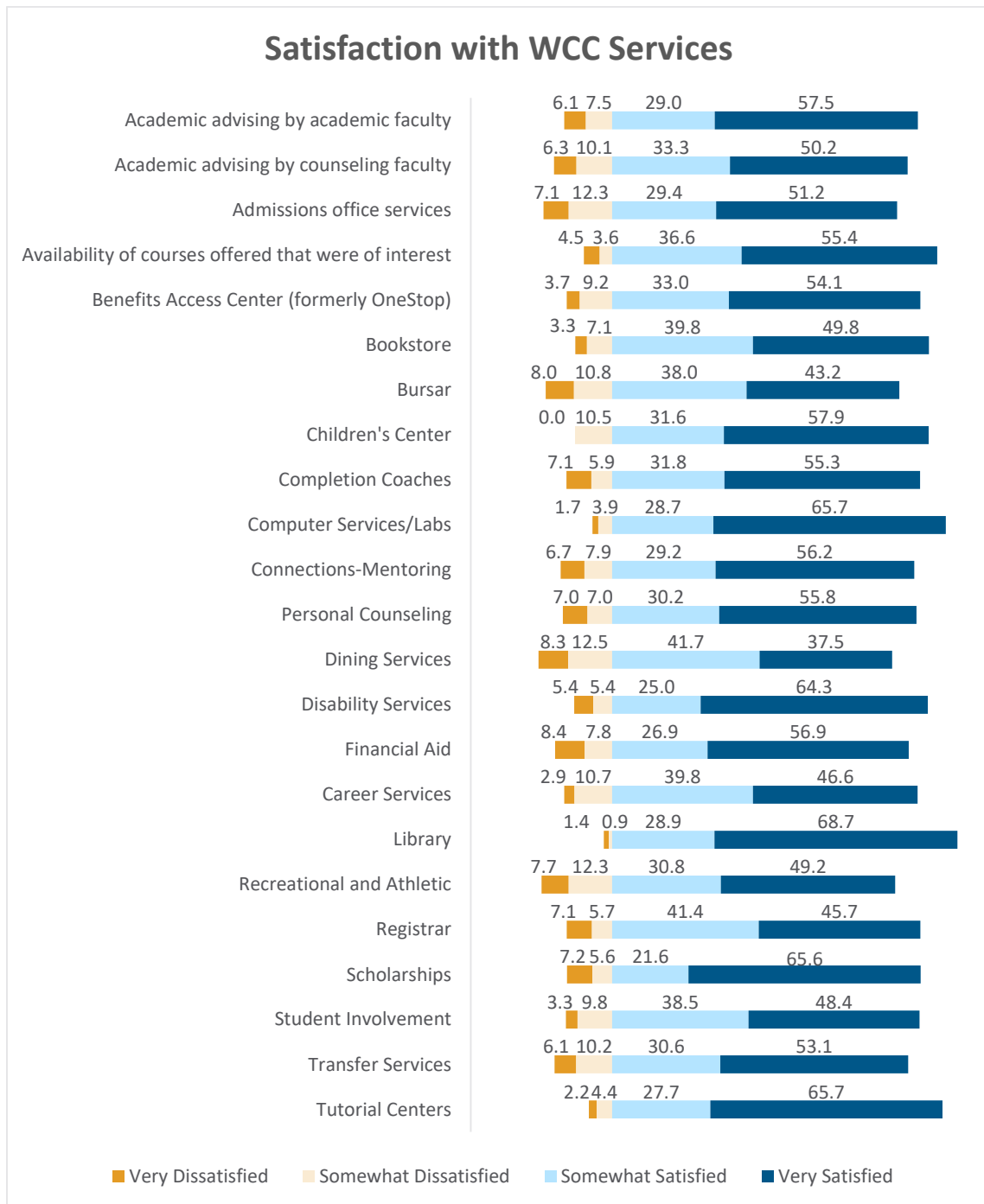
Satisfaction with Overall WCC Experience: The overall satisfaction with the overall WCC experience was relatively high across each survey question. About 95 percent of students were satisfied or very satisfied with their overall college experience, and 95.7 percent were satisfied or very satisfied with their overall quality of instruction, and 95.7 percent were satisfied or very satisfied with their overall quality of instruction.



Satisfaction with WCC Experience: Respondents were most satisfied with how they increased their knowledge and understanding (96.1%) and developing skills in expressing themselves in writing (94.7%).

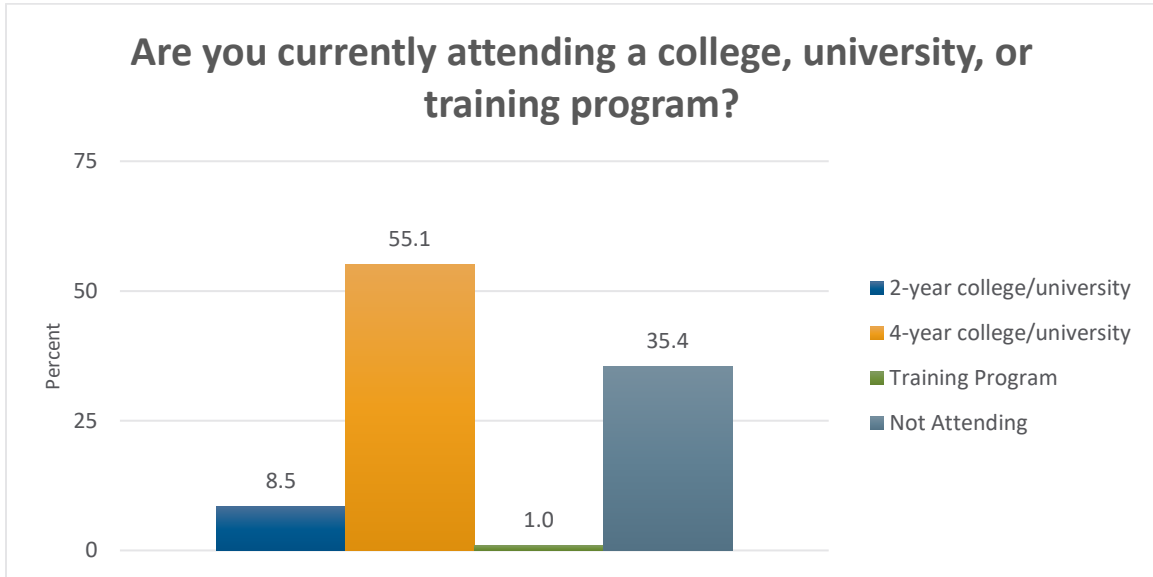


Satisfaction with WCC Services: Survey respondents rated WCC services favorably. Specifically, students were either somewhat satisfied or very satisfied with the Library (97.6%), computer services/labs (94.4%), and the Tutorial Centers (93.4%). A lower percentage of students were satisfied with dining services (79.2%), recreational and athletic services (80.0%), and Admissions office services (80.6%).

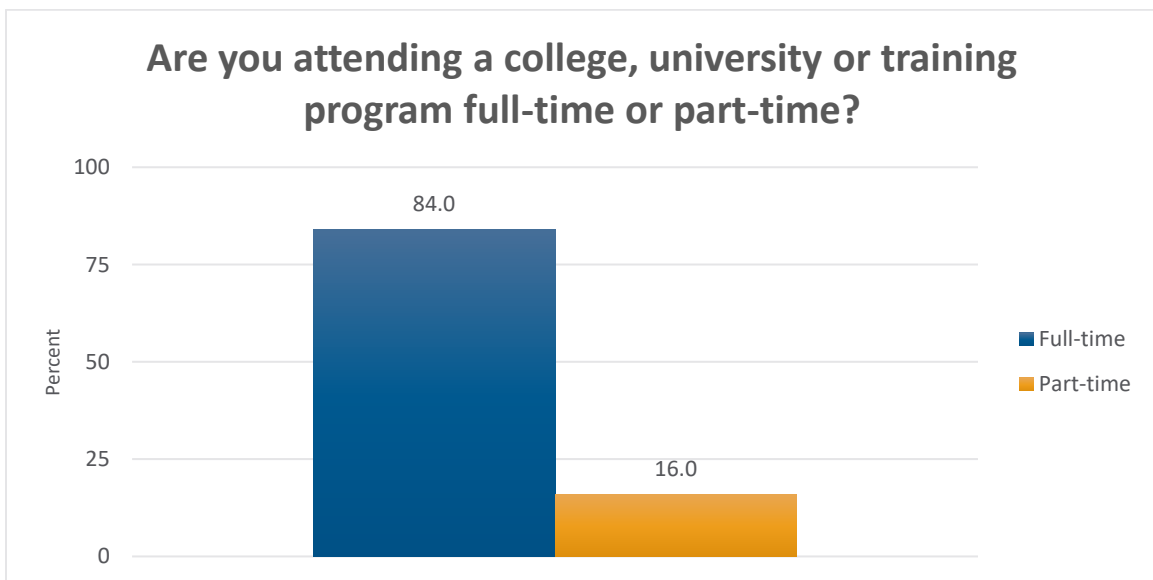


Educational Goals

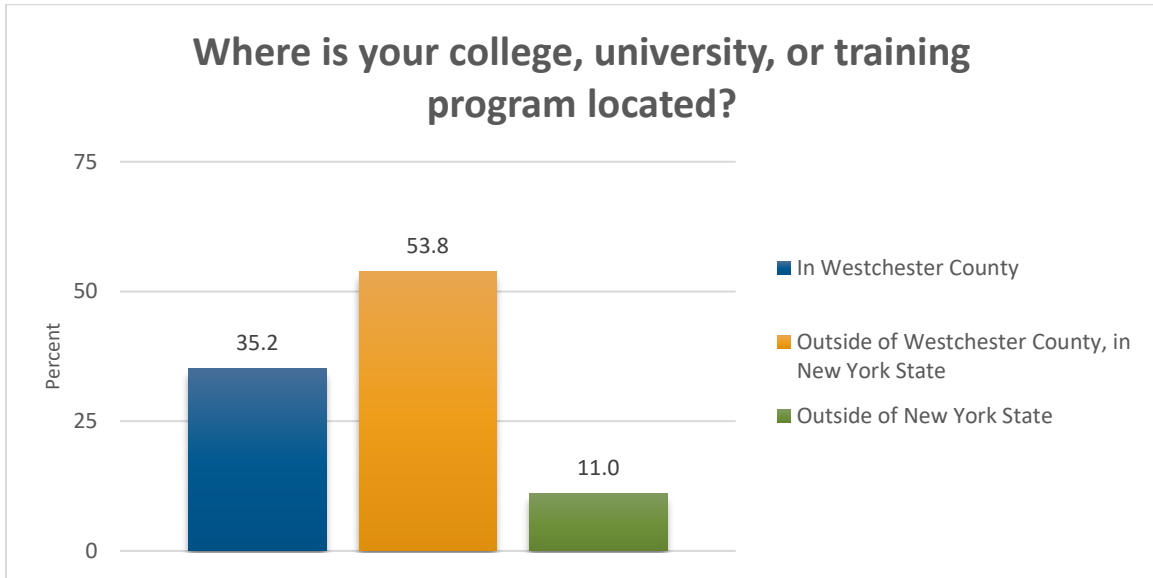
Are you currently attending a college, university, or training program?: About 55 percent of survey respondents (168 of 305 students) were currently attending a four year college or university when they responded to the survey.



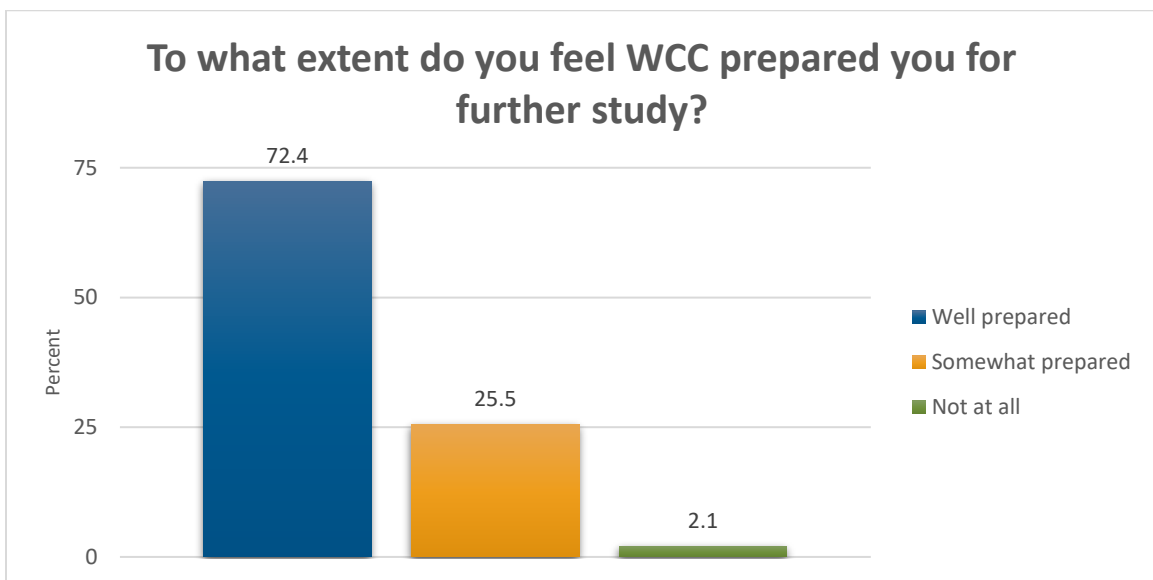
Are you attending a college, university, or training program full-time or part-time?: 84 percent of students reported attending their current educational program full-time (163 of 194 students).



Where is your college, university, or training program located?: About 54 percent of the respondents were attending schools or programs in New York State but outside of Westchester County (78 of 145 students). 11 percent of respondents were attending schools outside of New York State.

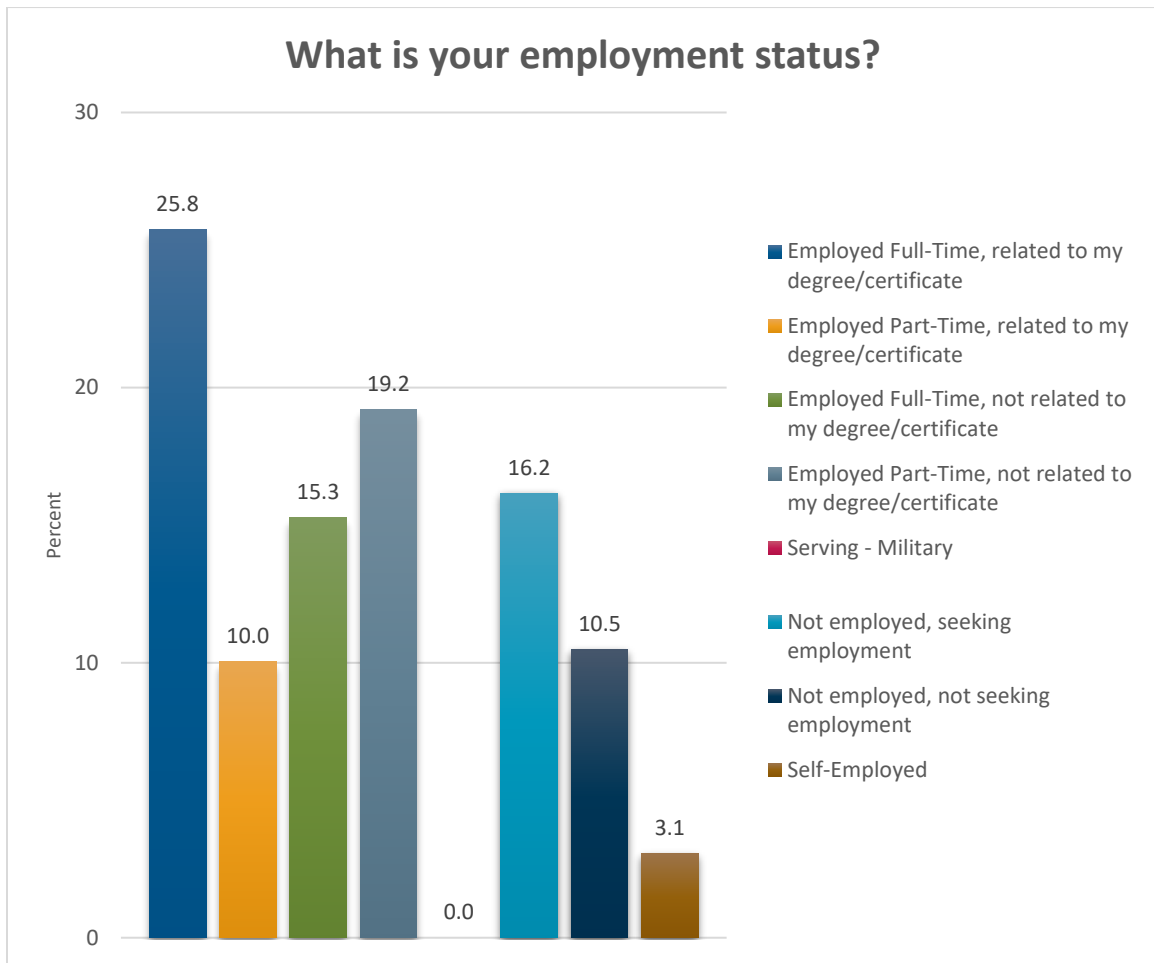


To what extent do you feel WCC prepared you for further study?: About 72 percent of question respondents (105 of 145) felt well prepared for their educational goals after graduating from WCC.

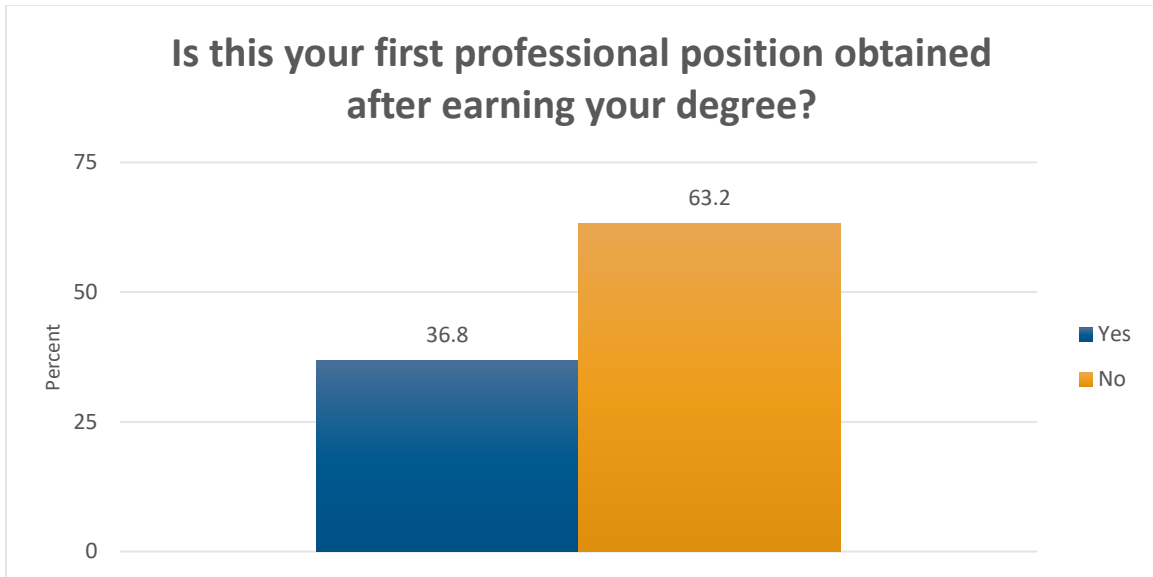


Career Goals

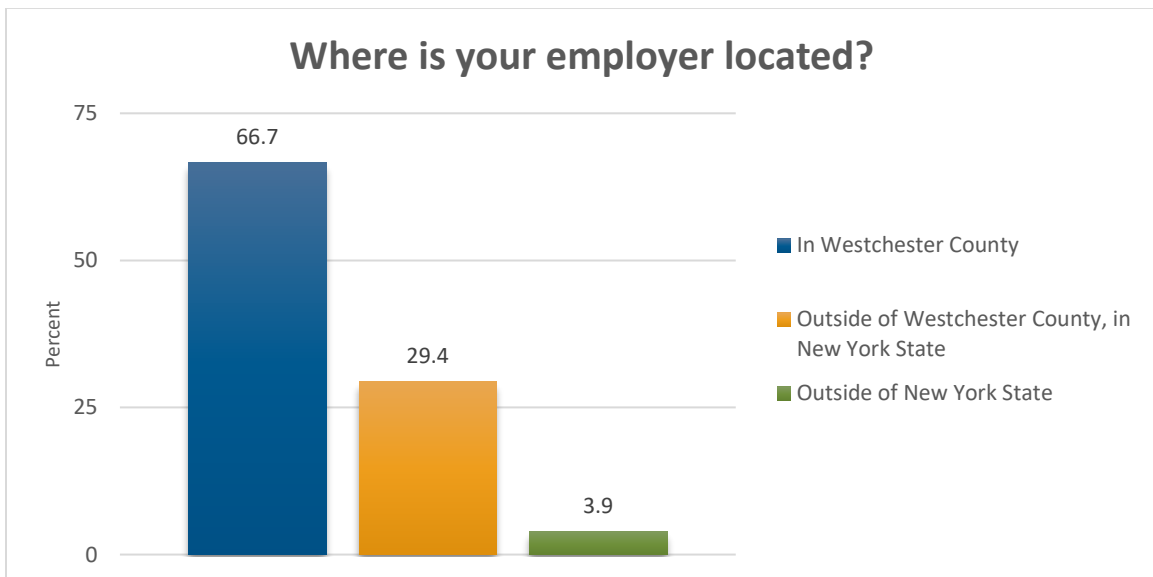
What is your employment status?: About a quarter of survey respondents (59 of 229) were employed full-time in a job related to their degree, while another 10 percent (23 of 229) were employed part-time in a job related to their degree. About a third of respondents (79 of 229) were employed in a job unrelated to their degrees.



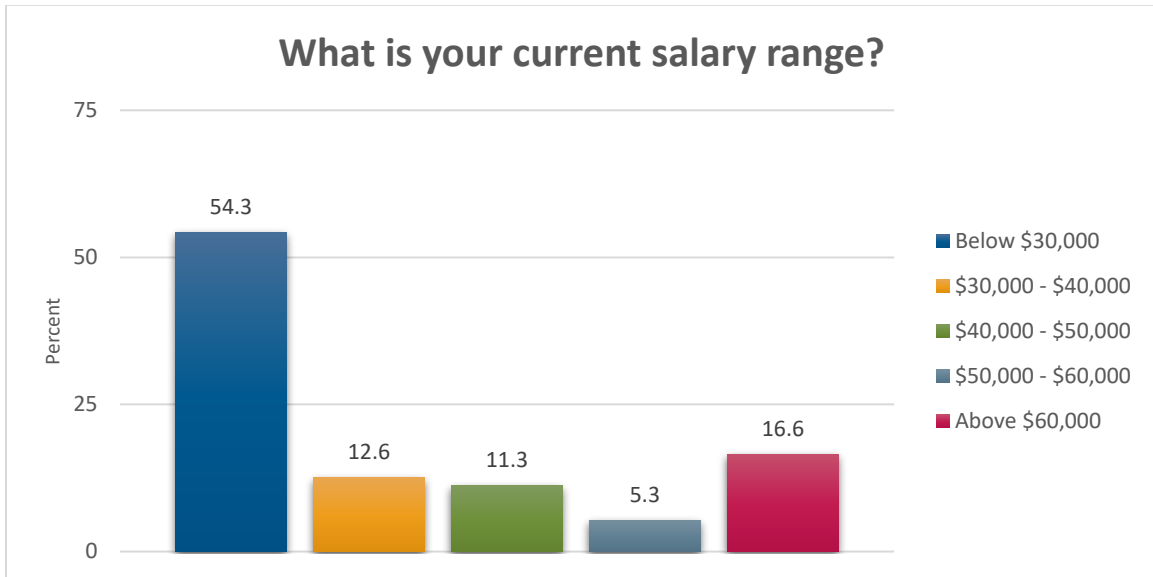
Is this your first professional position obtained after earning your degree?: Almost two-thirds of students (96 of 152) indicated that their current job was not the first one they obtained after earning their degree.



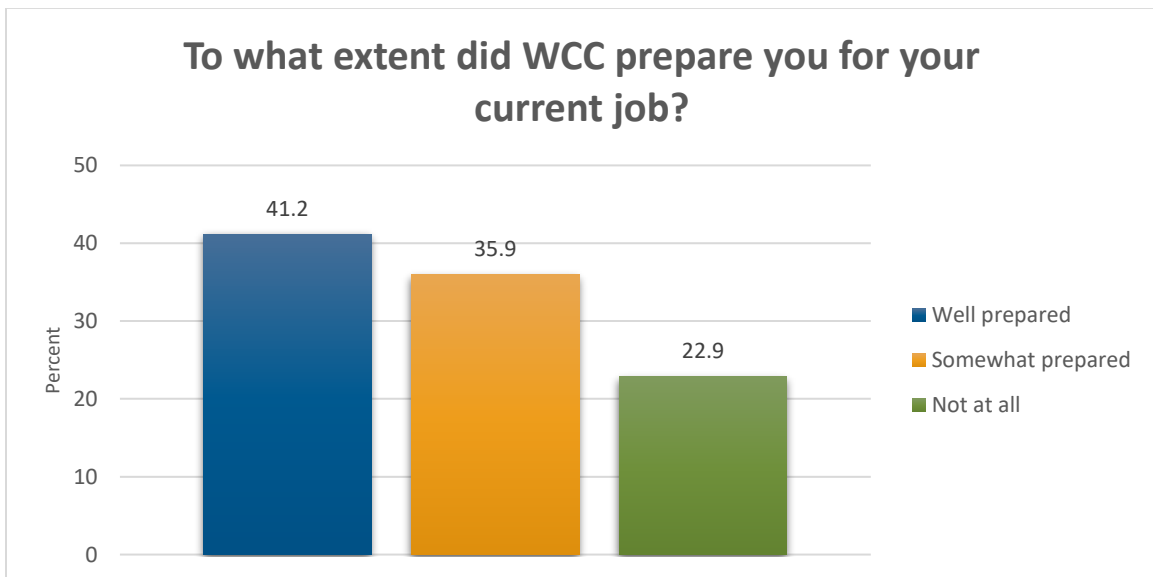
Where is your employer located?: Two-thirds of respondents (102 of 153) were employed within Westchester County. Less than 5 percent were employed outside New York State (6 of 153).



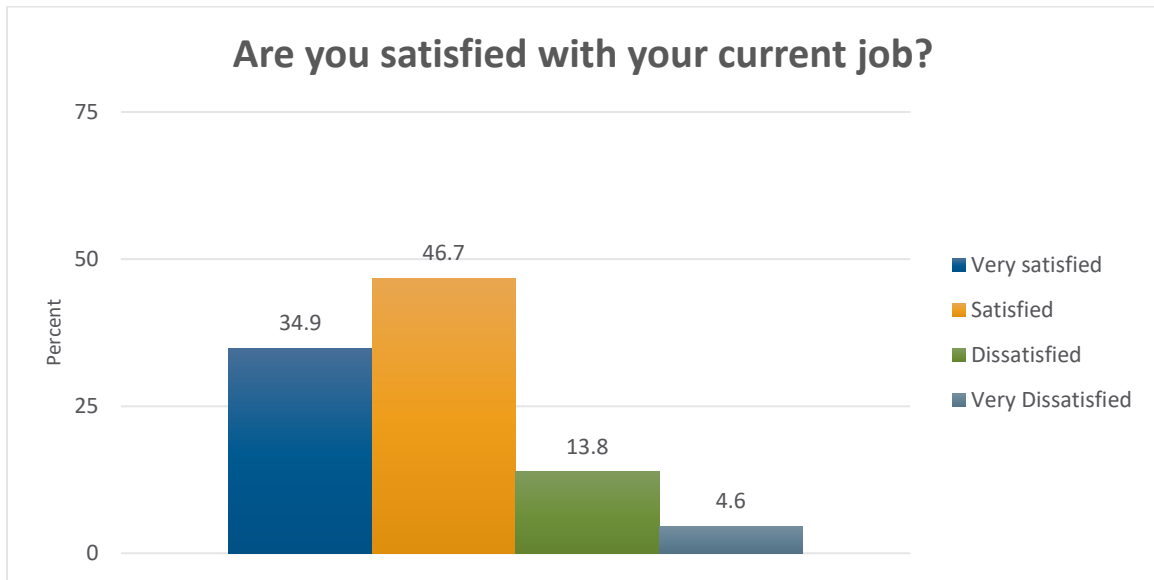
What is your current salary range?: More than half of the respondents (82 of 151) reported earning below \$30,000 a year in their current profession. About a third of the respondents reported earning more than \$40,000 a year.



To what extent did WCC prepare you for your current job?: Over three-quarters of survey respondents felt that WCC prepared them for their current job.



Are you satisfied with your current job?: Just over 80 percent of respondents were either very satisfied or satisfied with their current job (124 of 152 respondents).



Conclusion

The information presented above can be used by the faculty and administrators of the College to identify areas for improvement. It can be a valuable tool for assessment of academic programs, college services, and college processes, and can provide a starting point for future analyses.

For additional disaggregations of the data or additional information, please contact Institutional Research, Planning, and Effectiveness at IR@sunywcc.edu.

Appendix: Survey Tool

Graduate Survey 2018-2019

Graduate Survey

Westchester Community College is conducting a study of our recent graduates. Its purpose is to provide us with information on how you feel about the college and the educational services we provided while you were here. We also want to know what you are doing after graduation.

Your feedback is important as it allows us to measure your college experience. We want to know what we do well and areas that can be improved.

Your responses are valuable and will be kept confidential within the Office of Planning, Assessment, and Institutional Effectiveness. Only summary information will be reported.

Please take a few minutes to complete the questionnaire.

If you have any questions or concerns regarding this survey. You may contact the Office of Planning, Assessment, and Institutional Effectiveness 914-606-6560 or Marci.Keon@sunywcc.edu.

Your feedback is important! Thank you for your help!

Graduate Survey 2018-2019

Education

*** 1. Are you currently attending a college, university or training program?**

- 2-year college/university
- 4-year college/university
- Training Program
- Not Attending

Graduate Survey 2018-2019

2. Are you attending:

- Full-Time
- Part-Time

Graduate Survey 2018-2019

Education

3. What is the name of the institution?

If Other, please specify

4. Please tell us where your college, university, or training program is located?

- In Westchester County
- Outside Westchester County, in New York State
- Outside of New York State

5. To what extent do you feel WCC prepared you for further study?

- Well prepared
- Somewhat prepared
- Not at all

6. How satisfied were you with WCC in achieving your goals?

	Very Satisfied	Satisfied	Dissatisfied	Very Dissatisfied
Personal goals	<input type="radio"/>	<input type="radio"/>	<input type="radio"/>	<input type="radio"/>
Academic goals	<input type="radio"/>	<input type="radio"/>	<input type="radio"/>	<input type="radio"/>
Career goals	<input type="radio"/>	<input type="radio"/>	<input type="radio"/>	<input type="radio"/>
Social goals	<input type="radio"/>	<input type="radio"/>	<input type="radio"/>	<input type="radio"/>

7. How satisfied were you with the following at WCC?

	Very Satisfied	Satisfied	Dissatisfied	Very Dissatisfied
Your overall college experience	<input type="radio"/>	<input type="radio"/>	<input type="radio"/>	<input type="radio"/>
Your overall quality of instruction	<input type="radio"/>	<input type="radio"/>	<input type="radio"/>	<input type="radio"/>
Your overall experience with courses <i>in your major</i>	<input type="radio"/>	<input type="radio"/>	<input type="radio"/>	<input type="radio"/>
Your overall experience with courses <i>outside your major</i>	<input type="radio"/>	<input type="radio"/>	<input type="radio"/>	<input type="radio"/>
Transferring to a four year institution	<input type="radio"/>	<input type="radio"/>	<input type="radio"/>	<input type="radio"/>
Increasing my knowledge and understanding	<input type="radio"/>	<input type="radio"/>	<input type="radio"/>	<input type="radio"/>
Developing skills in expressing myself orally	<input type="radio"/>	<input type="radio"/>	<input type="radio"/>	<input type="radio"/>
Developing skills in expressing myself in writing	<input type="radio"/>	<input type="radio"/>	<input type="radio"/>	<input type="radio"/>
Improving my reading skills	<input type="radio"/>	<input type="radio"/>	<input type="radio"/>	<input type="radio"/>
Achieving a degree/certificate required for my present or future job	<input type="radio"/>	<input type="radio"/>	<input type="radio"/>	<input type="radio"/>
Social climate	<input type="radio"/>	<input type="radio"/>	<input type="radio"/>	<input type="radio"/>

8. How satisfied were you with the following services:

	Very Satisfied	Somewhat Satisfied	Somewhat Dissatisfied	Very Dissatisfied	Did not use this service
Academic advising by academic faculty	<input type="radio"/>	<input type="radio"/>	<input type="radio"/>	<input type="radio"/>	<input type="radio"/>
Academic advising by counseling faculty	<input type="radio"/>	<input type="radio"/>	<input type="radio"/>	<input type="radio"/>	<input type="radio"/>
Admissions office services	<input type="radio"/>	<input type="radio"/>	<input type="radio"/>	<input type="radio"/>	<input type="radio"/>
Availability of courses offered that were of interest to you	<input type="radio"/>	<input type="radio"/>	<input type="radio"/>	<input type="radio"/>	<input type="radio"/>
Benefits Access Center (formerly OneStop)	<input type="radio"/>	<input type="radio"/>	<input type="radio"/>	<input type="radio"/>	<input type="radio"/>
Bookstore	<input type="radio"/>	<input type="radio"/>	<input type="radio"/>	<input type="radio"/>	<input type="radio"/>
Bursar	<input type="radio"/>	<input type="radio"/>	<input type="radio"/>	<input type="radio"/>	<input type="radio"/>
Children's Center	<input type="radio"/>	<input type="radio"/>	<input type="radio"/>	<input type="radio"/>	<input type="radio"/>
Completion Coaches	<input type="radio"/>	<input type="radio"/>	<input type="radio"/>	<input type="radio"/>	<input type="radio"/>
Computer Services/Labs	<input type="radio"/>	<input type="radio"/>	<input type="radio"/>	<input type="radio"/>	<input type="radio"/>
Connections-Mentoring	<input type="radio"/>	<input type="radio"/>	<input type="radio"/>	<input type="radio"/>	<input type="radio"/>
Personal Counseling	<input type="radio"/>	<input type="radio"/>	<input type="radio"/>	<input type="radio"/>	<input type="radio"/>
Dining Services	<input type="radio"/>	<input type="radio"/>	<input type="radio"/>	<input type="radio"/>	<input type="radio"/>
Disability Services	<input type="radio"/>	<input type="radio"/>	<input type="radio"/>	<input type="radio"/>	<input type="radio"/>
Financial Aid	<input type="radio"/>	<input type="radio"/>	<input type="radio"/>	<input type="radio"/>	<input type="radio"/>
Career Services	<input type="radio"/>	<input type="radio"/>	<input type="radio"/>	<input type="radio"/>	<input type="radio"/>
Library	<input type="radio"/>	<input type="radio"/>	<input type="radio"/>	<input type="radio"/>	<input type="radio"/>
Recreational and Athletic	<input type="radio"/>	<input type="radio"/>	<input type="radio"/>	<input type="radio"/>	<input type="radio"/>
Registrar	<input type="radio"/>	<input type="radio"/>	<input type="radio"/>	<input type="radio"/>	<input type="radio"/>
Scholarships	<input type="radio"/>	<input type="radio"/>	<input type="radio"/>	<input type="radio"/>	<input type="radio"/>
Student Involvement	<input type="radio"/>	<input type="radio"/>	<input type="radio"/>	<input type="radio"/>	<input type="radio"/>
Transfer Services	<input type="radio"/>	<input type="radio"/>	<input type="radio"/>	<input type="radio"/>	<input type="radio"/>
Tutorial Centers	<input type="radio"/>	<input type="radio"/>	<input type="radio"/>	<input type="radio"/>	<input type="radio"/>

Graduate Survey 2018-2019

Employment

*** 9. What is your employment status?**

- Employed Full-Time, *related* to my degree/certificate
- Employed Part-Time, *related* to my degree/certificate
- Employed Full-Time, *not related* to my degree/certificate
- Employed Part-Time, *not related* to my degree/certificate
- Serving - Military
- Not employed, seeking employment
- Not employed, not seeking employment
- Self-Employed

Graduate Survey 2018-2019

10. Is this your first professional position obtained after earning your degree?

- Yes
- No

11. What is the name of the employer?

12. Where is your employer located?

- In Westchester County
- Outside Westchester County, in New York State
- Outside of New York State

13. What is your current salary range (pick one)?

- Below \$30,000
- \$30,000 - \$40,000
- \$40,000 - \$50,000
- \$50,000 - \$60,000
- Above \$60,000

14. To what extent do you feel your WCC education prepared you for your current job?

- Well prepared
- Somewhat prepared
- Not at all

15. Are you satisfied with your current job?

- Very satisfied
- Satisfied
- Dissatisfied
- Very Dissatisfied

Graduate Survey 2018-2019

16. Have you taken any licensed or certified exams?

- Yes
- No

Graduate Survey 2018-2019

17. Which of the following licensed or certified exams have you passed/failed? Choose all that apply.

	Passed	Failed
Certified Respiratory Therapist	<input type="radio"/>	<input type="radio"/>
American Registry of Radiologic Technology National Boards	<input type="radio"/>	<input type="radio"/>
Microsoft Certification Exam: Security	<input type="radio"/>	<input type="radio"/>
Microsoft Certification Exam: Database	<input type="radio"/>	<input type="radio"/>
Microsoft Certification Exam: Word	<input type="radio"/>	<input type="radio"/>
Microsoft Certification Exam: .NET	<input type="radio"/>	<input type="radio"/>
Microsoft Certification Exam: Operation Systems	<input type="radio"/>	<input type="radio"/>
Microsoft Certification Exam: HTML5	<input type="radio"/>	<input type="radio"/>
Microsoft Certification Exam: Networking	<input type="radio"/>	<input type="radio"/>
Microsoft Certification Exam: Windows Server Administrator	<input type="radio"/>	<input type="radio"/>
Microsoft Certification Exam: Excel	<input type="radio"/>	<input type="radio"/>
Microsoft Certification Exam: Access	<input type="radio"/>	<input type="radio"/>
Microsoft Certification Exam: PowerPoint	<input type="radio"/>	<input type="radio"/>
Cisco Certified Entry Level Technician (CCENT)	<input type="radio"/>	<input type="radio"/>
National Council Licensure Examination (NCLEX)	<input type="radio"/>	<input type="radio"/>
Practical Skill Exam (EMS)	<input type="radio"/>	<input type="radio"/>
Emergency Medical Technician (EMT)	<input type="radio"/>	<input type="radio"/>
Veterinary Technology National Exam (VTNE)	<input type="radio"/>	<input type="radio"/>
Other	<input type="radio"/>	<input type="radio"/>

If Other, please specify (Include Pass/Fail)

18. Thank you for taking our survey. Please add any additional comments you may have: