

2020-2021

Graduate Report

Profile of the Graduates and
Graduate Survey Analysis



Westchester
Community College

State University of New York

Institutional Research, Planning, and Effectiveness

Table of Contents

The 2020-2021 Graduate Report.....	3
Methodology	3
Profile of the 2020-2021 Graduating Class	4
<i>Gender</i>	4
<i>Race/Ethnicity</i>	5
<i>Age</i>	5
<i>Residence</i>	6
<i>GPA</i>	6
<i>Degree Type</i>	7
2020-2021 Graduate Survey Analysis	8
Student Satisfaction	8
<i>Satisfaction with WCC in Achieving Goals</i>	8
<i>Satisfaction with Overall WCC Experience</i>	9
<i>Satisfaction with WCC Experience</i>	9
<i>Satisfaction with WCC Services</i>	10
Educational Goals	11
<i>Are you currently attending a college, university, or training program?</i>	11
<i>Are you attending a college, university, or training program full-time or part-time?</i>	11
<i>Where is your college, university, or training program located?</i>	12
<i>To what extent do you feel WCC prepared you for further study?</i>	12
Career Goals	13
<i>What is your employment status?</i>	13
<i>Is this your first professional position obtained after earning your degree?</i>	14
<i>Where is your employer located?</i>	14
<i>What is your current salary range?</i>	15

To what extent did WCC prepare you for your current job?..... 15

Are you satisfied with your current job? 16

Conclusion..... 16

Appendix: Survey Tool 17

The 2020-2021 Graduate Report

The **2020-2021 Graduate Report** provides information about the 2020-2021 graduating class of Westchester Community College in two ways. First, it compares the demographics of the graduating class to those students who responded to the 2020-2021 Graduate Survey in the **Profile of the 2020-2021 Graduates**. Second, it examines the responses of the 2020-2021 Graduate Survey in the **2020-2021 Graduate Survey Analysis**.

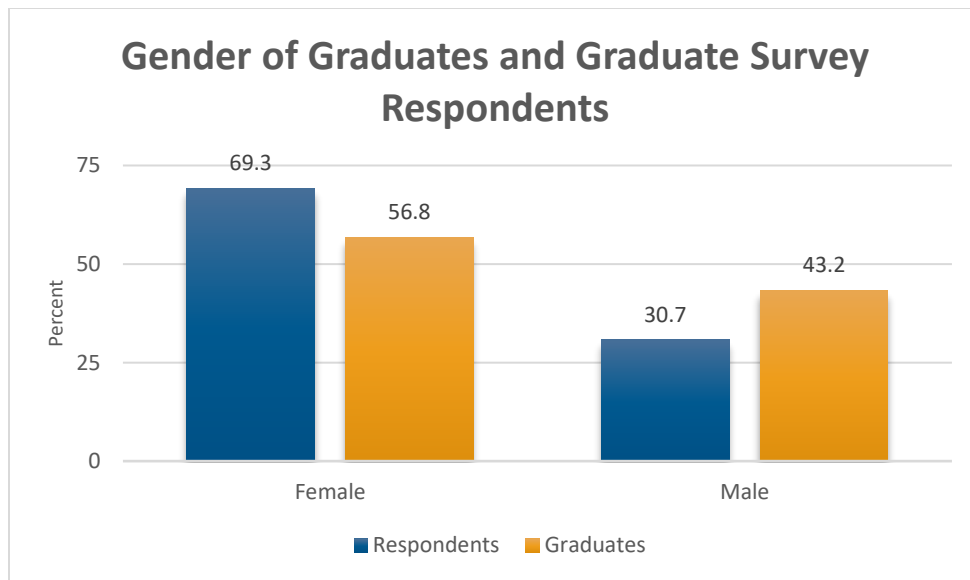
Methodology

The 2020-2021 Graduate Report examines the 1,767 students who graduated from Westchester Community College in Summer 2020, Fall 2020, and Spring 2021, otherwise considered the graduating class of 2021. Six months after the students graduated, they were sent an online survey regarding their time at WCC as well as their experiences after graduation. The online survey was left open for 3 months before the results were downloaded. This resulted in 348 completed surveys and a response rate of 19.7%. The survey results were merged with institutional data to provide insight into the representativeness of the survey respondents.

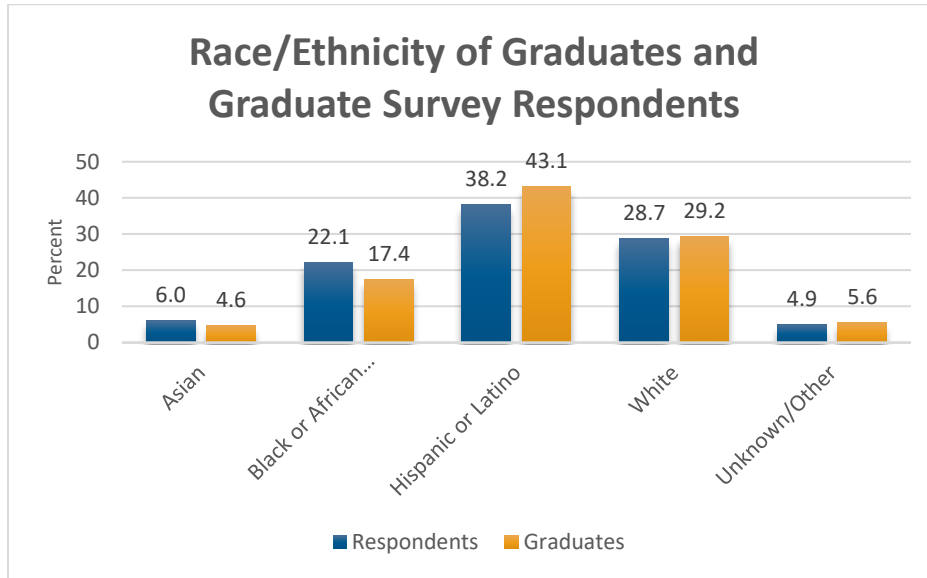
Profile of the 2020-2021 Graduating Class

The Profile of the 2020-2021 Graduating Class uses institutional data to identify the demographic and academic attributes of the graduating class of 2021. This includes gender, race/ethnicity, age, residence, GPA, and degree type. These attributes are compared to the subset of graduates who responded to the Graduate Survey to ensure the survey responses can be generalized to the entire graduating class.

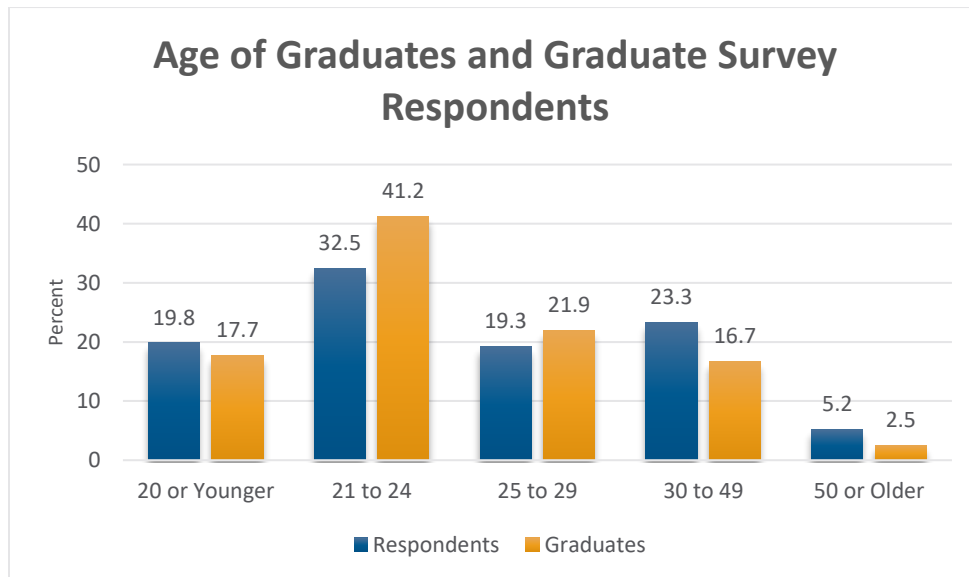
Gender: The gender distribution for survey respondents and graduates were similar with female students outnumbering males in both categories. Additionally, females were more likely to have completed the survey than males.



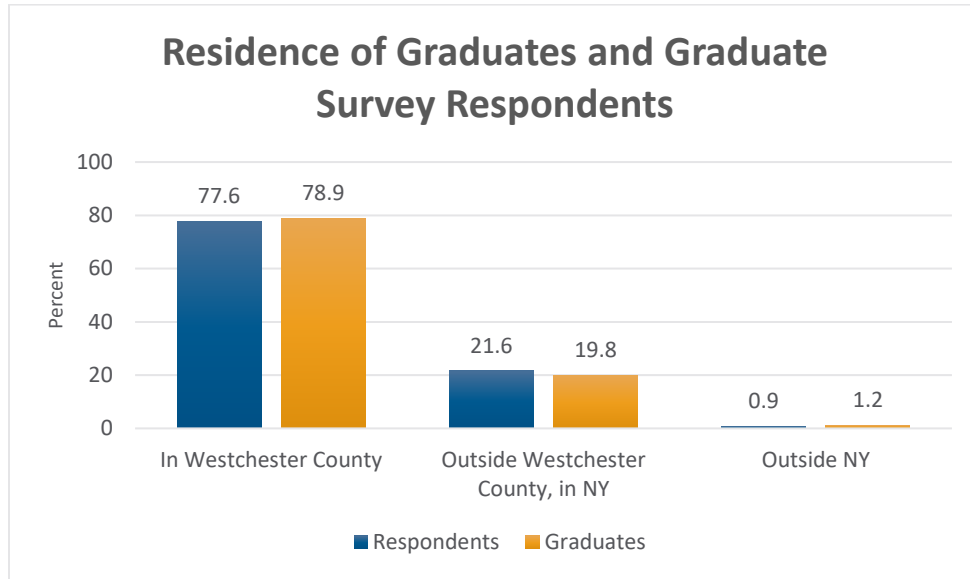
Race/Ethnicity: Hispanic/Latino (43.1%) and White (29.2%) students made up the largest shares of graduates. These groups also made up the largest numbers of survey respondents, with 133 Hispanic/Latino (38.2%) and 100 White (28.7%) students, respectively.



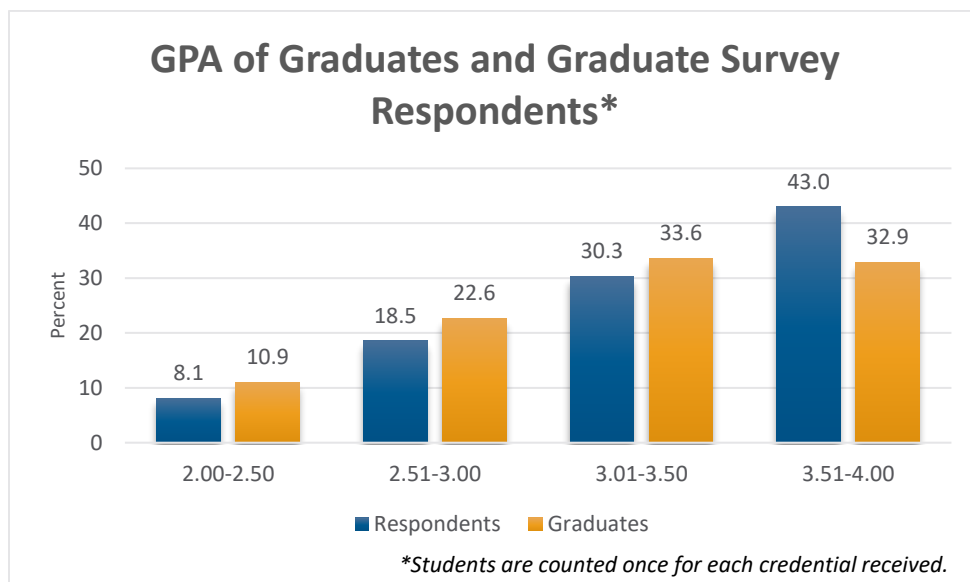
Age: Approximately 33 percent of survey respondents (113 of 328 students) and 41 percent of graduates (728 of 1,767 students) fell within the 21 to 24 age range. It is important to note that those in this category responded at a lower rate than their relative percentage among the graduates.



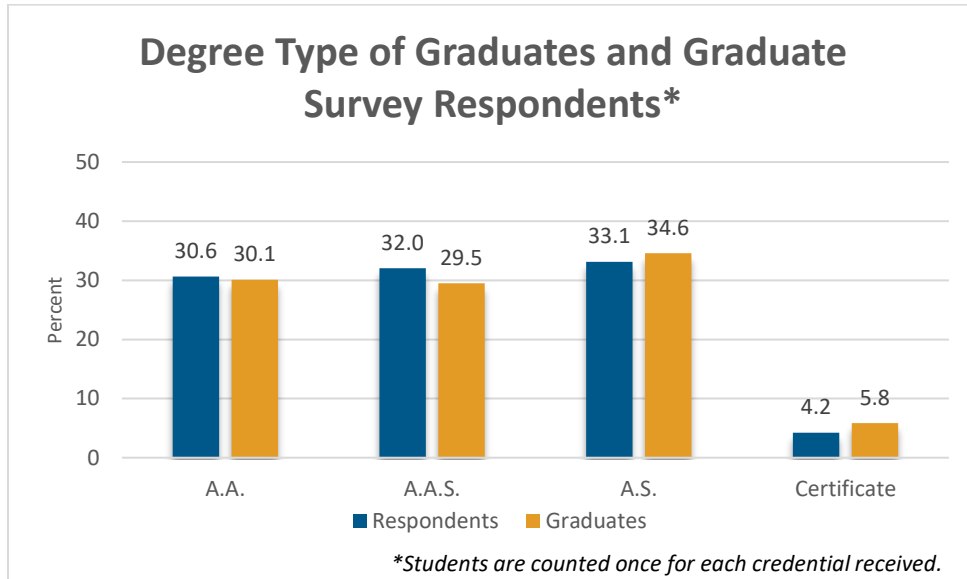
Residence: Of the 1,767 students who made up the graduating class of 2021, 1,395 (78.9%) resided in Westchester County. A similar percentage of respondents (77.6%) also reported living in Westchester County. Very few respondents (0.9%) and graduates (1.2%) lived outside of New York State at the time they responded to the survey.



GPA: The largest GPA category of degrees completed by graduates was between 3.01 and 3.50 (33.6%). However, the largest category among the survey respondents was those with GPAs between 3.51-4.00 (43.0%).



Degree Type: Among survey respondents, there were similar numbers of those obtaining A.A. (30.6%), A.A.S (32.0%), and A.S. (33.1%) degrees. Certificates made up less than 6 percent of the credentials granted to both survey respondents and graduates. The percentages of respondents were well representative of those of the graduates within these programs.

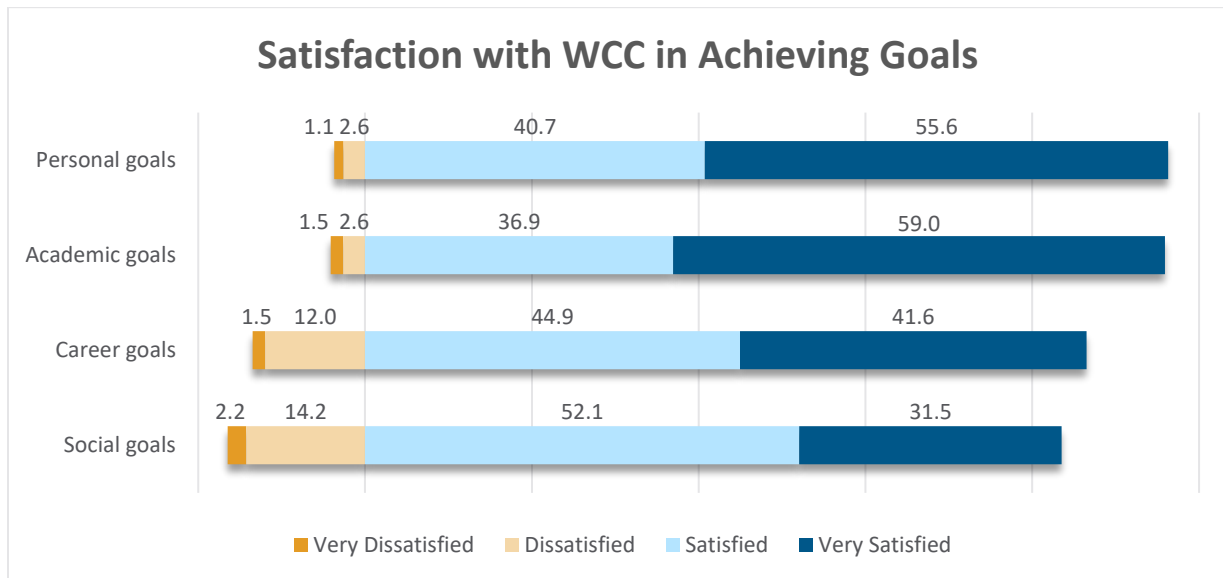


2020-2021 Graduate Survey Analysis

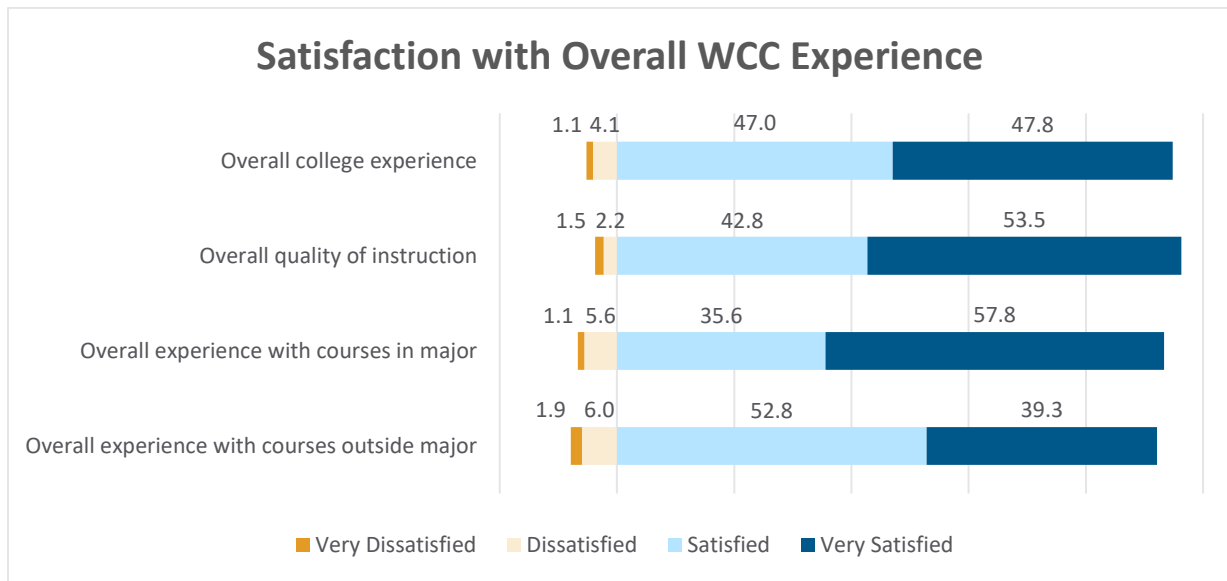
The 2020-2021 Graduate Survey Analysis examines the responses to various questions from the Graduate Survey. The following data are self-reported and cannot be verified. Students who did not provide a response were omitted from the analysis.

Student Satisfaction

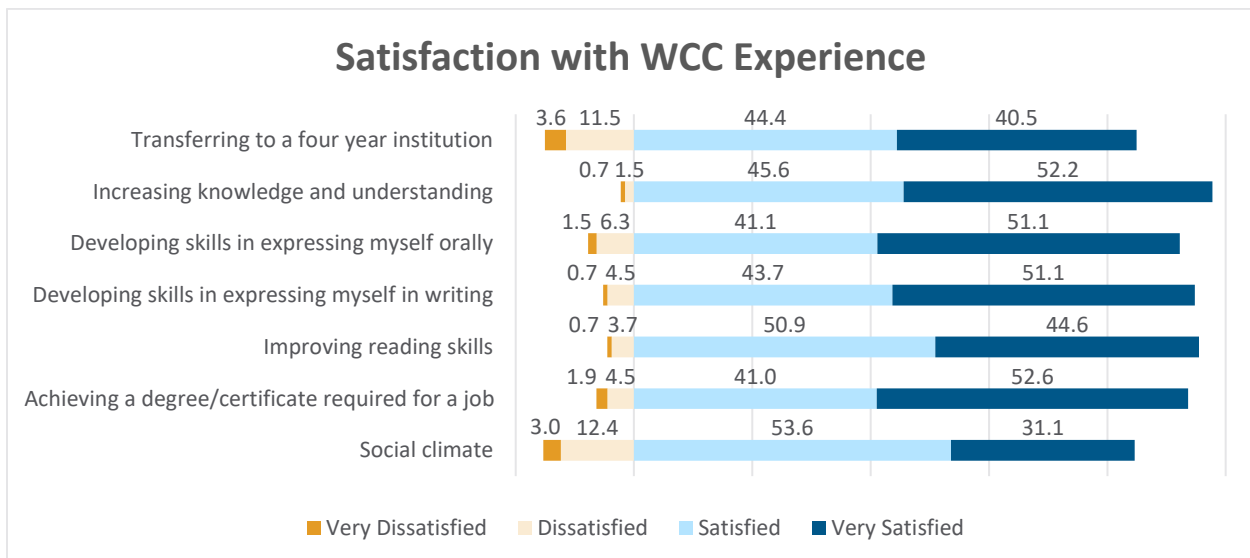
Satisfaction with WCC in Achieving Goals: Students were *satisfied* or *very satisfied* with WCC, particularly in regard to helping them achieve their personal (96.3%) and academic goals (95.9%). Students were slightly less satisfied with the college in aiding them in attaining their career (86.5%) and their social goals (83.6%).



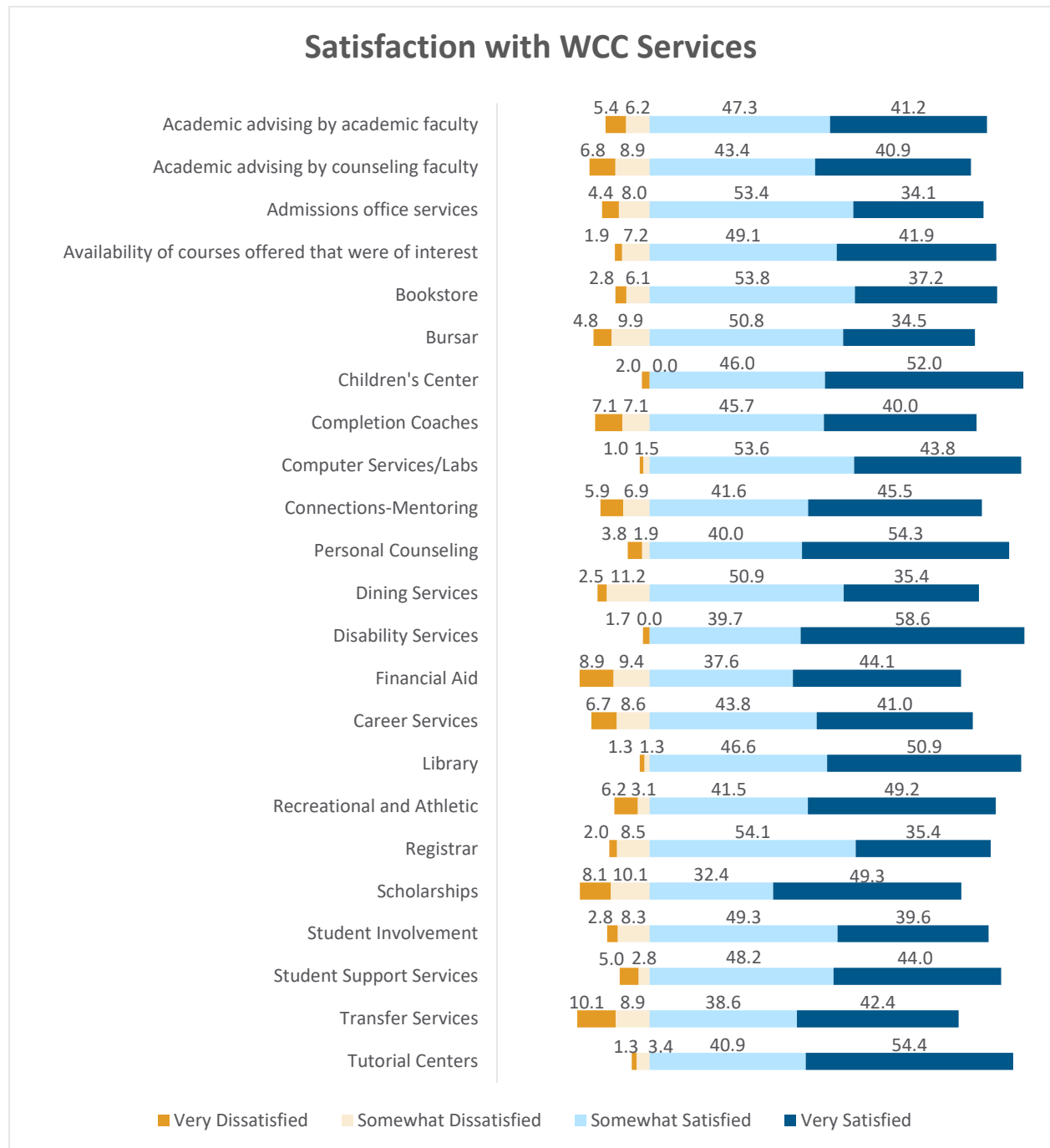
Satisfaction with Overall WCC Experience: The overall satisfaction with the WCC experience was relatively high across each survey question. Over 96 percent of students were *satisfied* or *very satisfied* with the overall quality of instruction. They reported similar percentages of satisfaction with their overall college experience (94.8%), and courses both in their major (93.4%) and outside their major (92.1%).



Satisfaction with WCC Experience: Respondents were most satisfied with WCC aiding them in increasing their knowledge and understanding (97.8%), followed by developing their skills in expressing themselves both orally (92.2%), and in writing (94.8%). Students felt less satisfied with the social climate (84.7%) and transferring to a four year institution (84.9%).

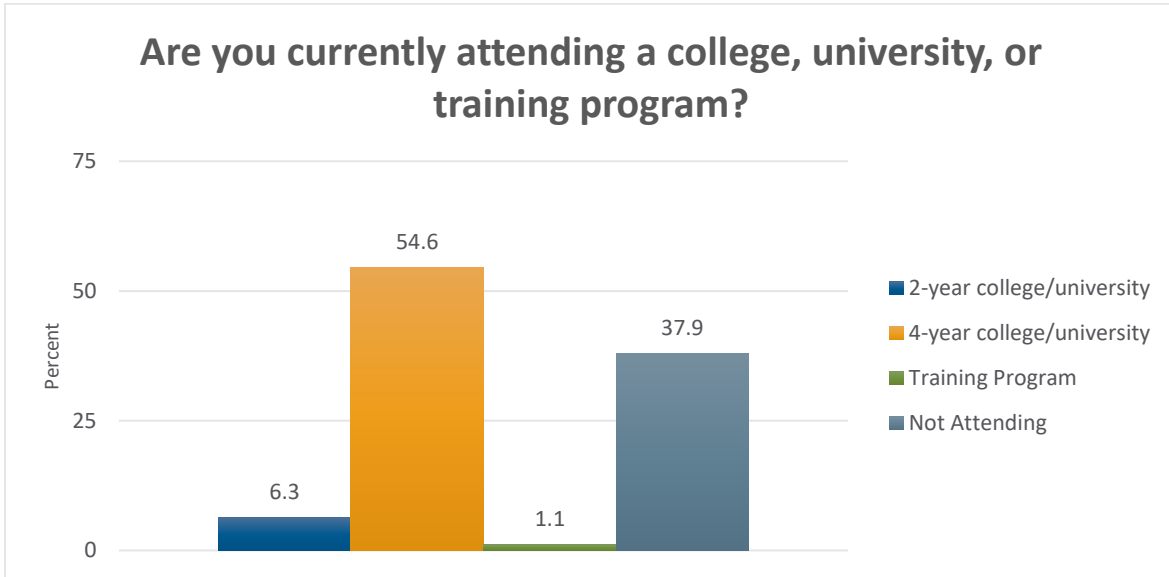


Satisfaction with WCC Services: Survey respondents rated WCC services favorably. Specifically, students were either *somewhat satisfied* or *very satisfied* with Disability Services (98.3%), and the Children’s Center (98.0%), Computer Services/Labs (97.4%), and Library (97.5%). A slightly lower percentage of students were satisfied with Transfer Services (81.0%), Financial Aid (81.7%), and Scholarships (81.7%).

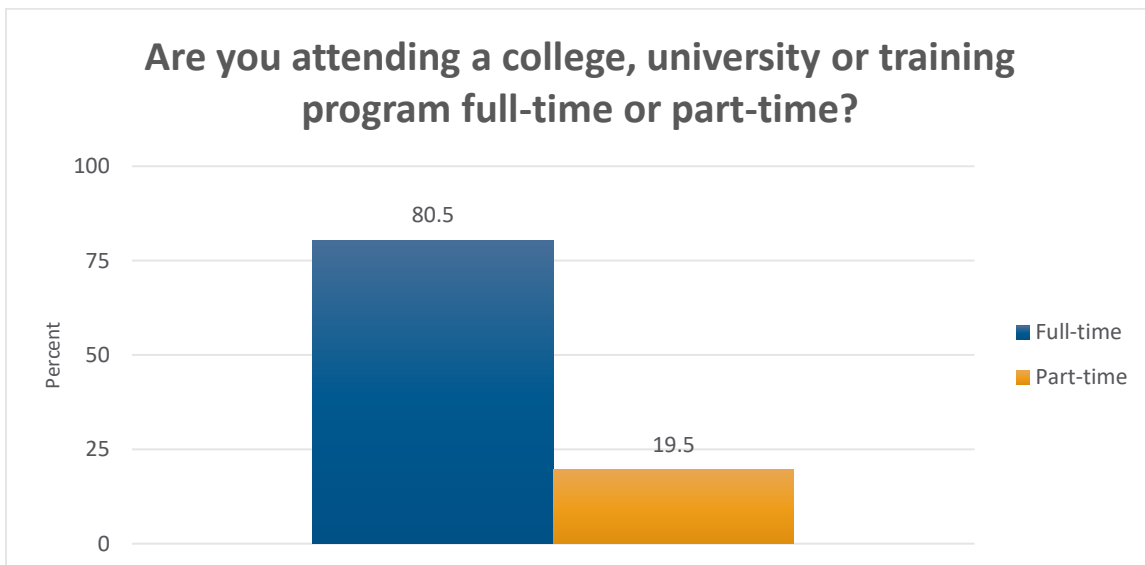


Educational Goals

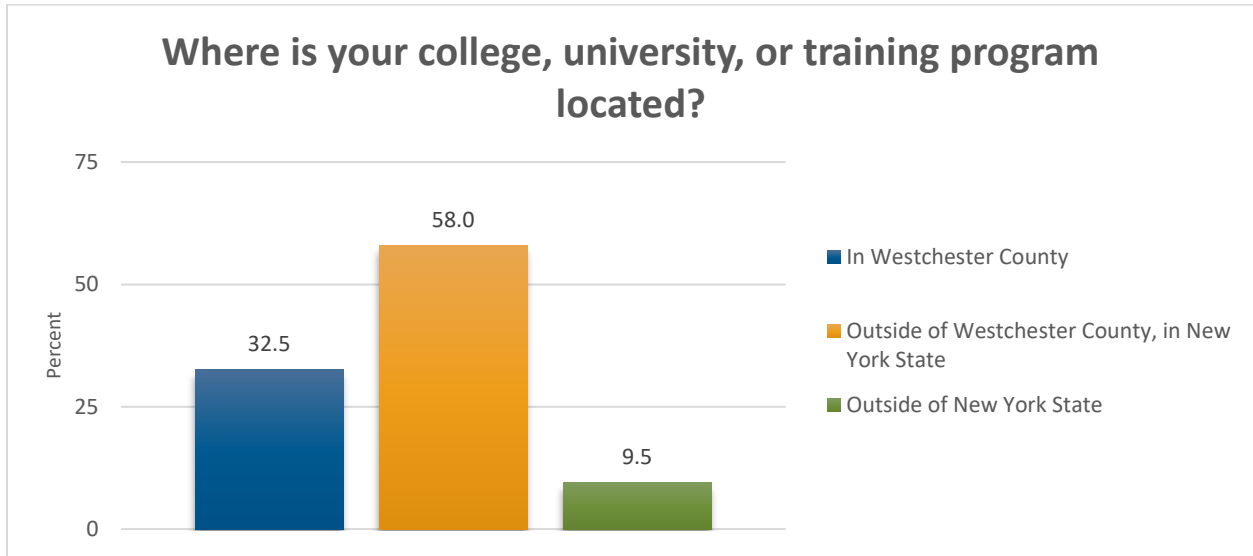
Are you currently attending a college, university, or training program?: Fifty-five percent of survey respondents (190 of 348 students) were attending a four year college or university when they responded to the survey.



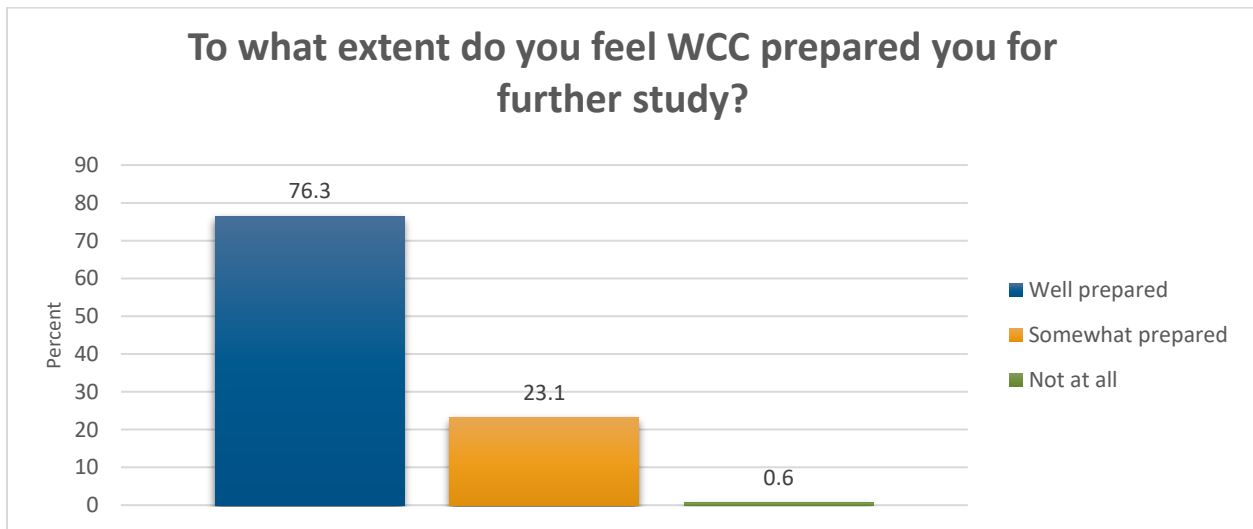
Are you attending a college, university, or training program full-time or part-time?: Eighty-one percent of students reported attending their current educational program full-time (177 of 220 students).



Where is your college, university, or training program located?: Fifty-eight percent of the respondents were attending schools or programs in New York State but outside of Westchester County (98 of 169 students). Fewer than ten percent of respondents were attending schools outside of New York State.

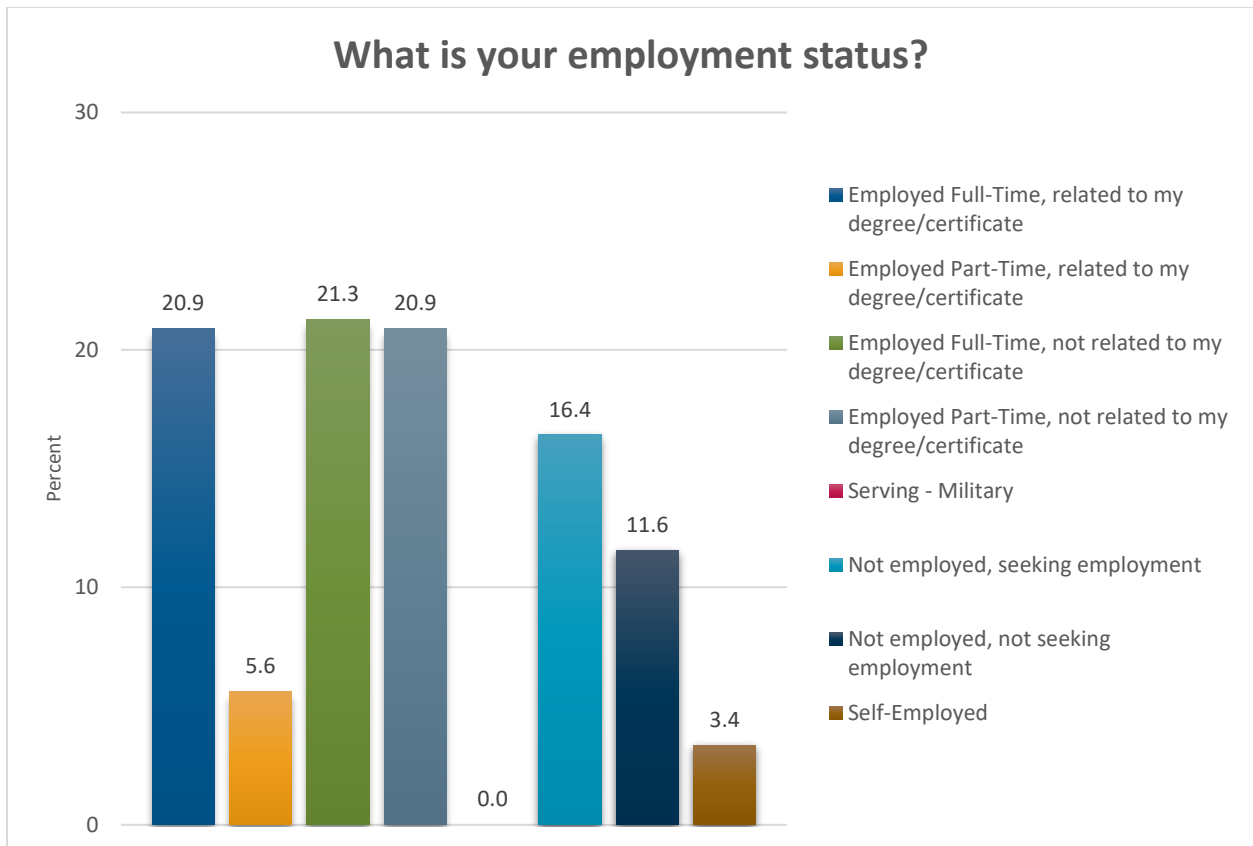


To what extent do you feel WCC prepared you for further study?: More than 76 percent of respondents (129 of 169) felt well prepared for their educational goals after graduating from WCC.

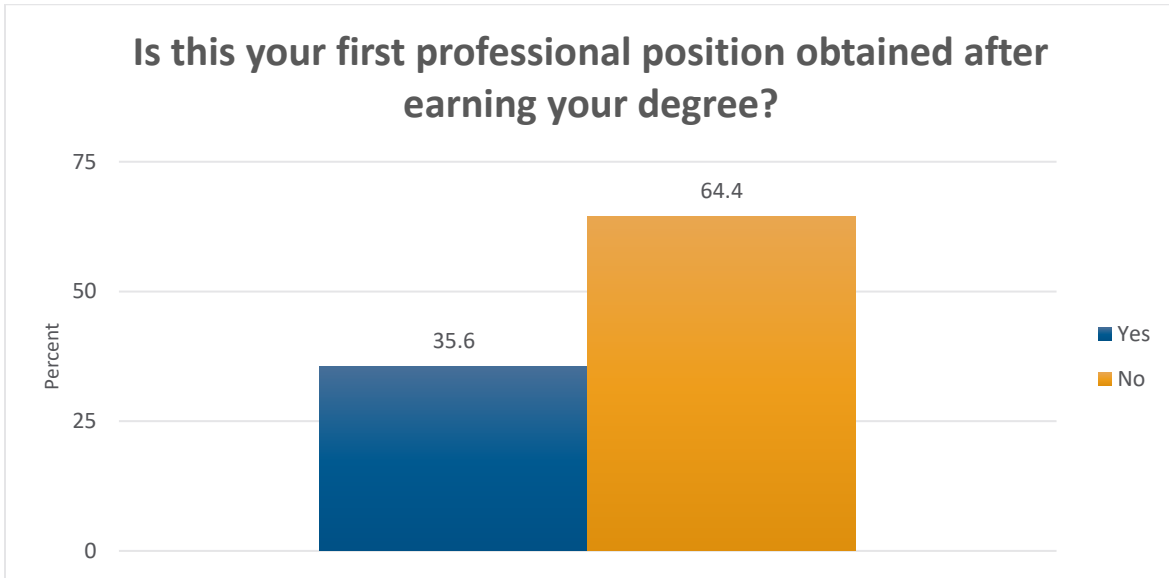


Career Goals

What is your employment status?: Twenty-seven percent were employed, either full- or part-time, in a job related to their degree/certificate (71 of 268) compared to 42 percent (113 of 268) who reported careers unrelated to their training. More than 16 percent of the respondents (44 of 268) were not employed, but were seeking employment.



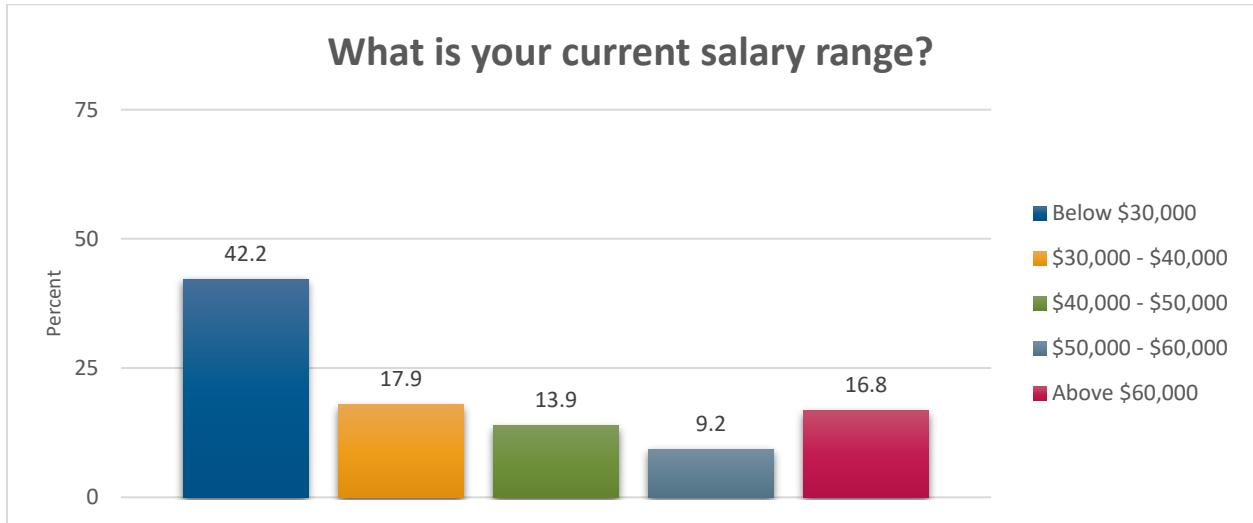
Is this your first professional position obtained after earning your degree?: More than 64 percent of students (116 of 180) indicated that their current job was not the first one they obtained after earning their degree.



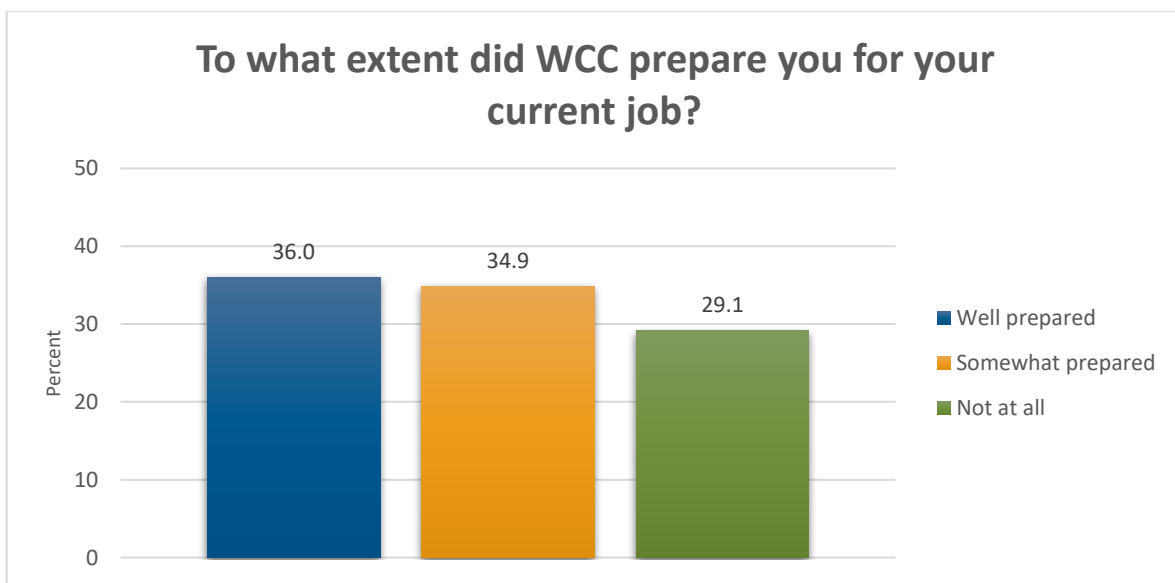
Where is your employer located?: Sixty percent of the respondents (107 of 179) were employed within Westchester County. Fewer than 12 percent were employed outside New York State (20 of 179).



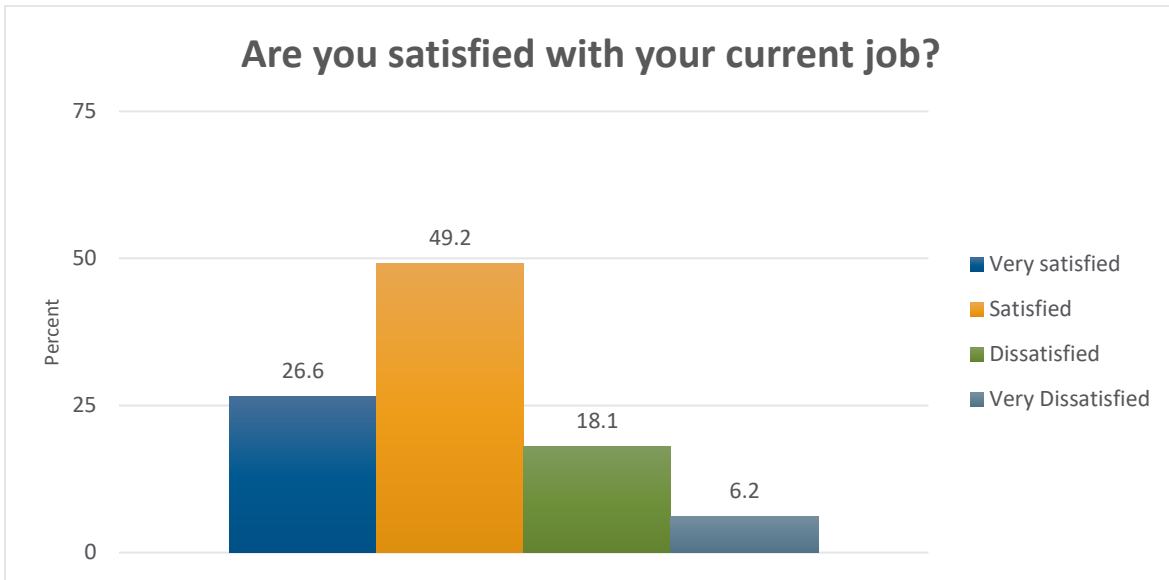
What is your current salary range?: More than 42 percent of the respondents (73 of 173) reported earning below \$30,000 a year in their current profession. Forty percent earned \$40,000 or more (69 of 173).



To what extent did WCC prepare you for your current job?: Seventy-one (124 of 175) percent of survey respondents felt that their experiences at WCC enabled them to be *well prepared* or *somewhat prepared* for their current job (124 of 175).



Are you satisfied with your current job?: Over three-quarters of the respondents were either very satisfied or satisfied with their current job (134 of 177 respondents).



Conclusion

The information presented above can be used by the faculty, staff, and administrators of the College to identify areas for improvement. It can be a valuable tool for assessment of academic programs, college services, and college processes, and can provide a starting point for future analyses.

For additional disaggregation of the data, or additional information, please contact Institutional Research, Planning, and Effectiveness at IR@sunywcc.edu.

Appendix: Survey Tool

Graduate Survey 2020-2021

Graduate Survey

Westchester Community College is conducting a study of our recent graduates. Its purpose is to provide us with information on how you feel about the college and the educational services we provided while you were here. We also want to know what you are doing after graduation.

Your feedback is important as it allows us to measure your college experience. We want to know what we do well and areas that can be improved.

Your responses are valuable and will be kept confidential within the Institutional Research, Planning, and Effectiveness office. Only summary information will be reported.

Please take a few minutes to complete the questionnaire.

If you have any questions or concerns regarding this survey. You may contact Institutional Research, Planning, and Effectiveness at 914-606-6560 or Marci.Keon@sunywcc.edu.

Your feedback is important! Thank you for your help!

Graduate Survey 2020-2021

Education

* 1. Are you currently attending a college, university or training program?

- 2-year college/university
- 4-year college/university
- Training Program
- Not Attending

Graduate Survey 2020-2021

2. Are you attending:

- Full-Time
- Part-Time

Graduate Survey 2020-2021

Education

3. What is the name of the institution?

If Other, please specify

4. Please tell us where your college, university, or training program is located?

- In Westchester County
- Outside Westchester County, in New York State
- Outside of New York State

5. To what extent do you feel WCC prepared you for further study?

- Well prepared
- Somewhat prepared
- Not at all

6. How satisfied were you with WCC in achieving your goals?

	Very Satisfied	Satisfied	Dissatisfied	Very Dissatisfied
Personal goals	<input type="radio"/>	<input type="radio"/>	<input type="radio"/>	<input type="radio"/>
Academic goals	<input type="radio"/>	<input type="radio"/>	<input type="radio"/>	<input type="radio"/>
Career goals	<input type="radio"/>	<input type="radio"/>	<input type="radio"/>	<input type="radio"/>
Social goals	<input type="radio"/>	<input type="radio"/>	<input type="radio"/>	<input type="radio"/>

7. How satisfied were you with the following at WCC?

	Very Satisfied	Satisfied	Dissatisfied	Very Dissatisfied
Your overall college experience	<input type="radio"/>	<input type="radio"/>	<input type="radio"/>	<input type="radio"/>
Your overall quality of instruction	<input type="radio"/>	<input type="radio"/>	<input type="radio"/>	<input type="radio"/>
Your overall experience with courses <i>in your major</i>	<input type="radio"/>	<input type="radio"/>	<input type="radio"/>	<input type="radio"/>
Your overall experience with courses <i>outside your major</i>	<input type="radio"/>	<input type="radio"/>	<input type="radio"/>	<input type="radio"/>
Transferring to a four year institution	<input type="radio"/>	<input type="radio"/>	<input type="radio"/>	<input type="radio"/>
Increasing my knowledge and understanding	<input type="radio"/>	<input type="radio"/>	<input type="radio"/>	<input type="radio"/>
Developing skills in expressing myself orally	<input type="radio"/>	<input type="radio"/>	<input type="radio"/>	<input type="radio"/>
Developing skills in expressing myself in writing	<input type="radio"/>	<input type="radio"/>	<input type="radio"/>	<input type="radio"/>
Improving my reading skills	<input type="radio"/>	<input type="radio"/>	<input type="radio"/>	<input type="radio"/>
Achieving a degree/certificate required for my present or future job	<input type="radio"/>	<input type="radio"/>	<input type="radio"/>	<input type="radio"/>
Social climate	<input type="radio"/>	<input type="radio"/>	<input type="radio"/>	<input type="radio"/>

8. How satisfied were you with the following services:

	Very Satisfied	Satisfied	Dissatisfied	Very Dissatisfied	Did not use this service
Academic advising by academic faculty	<input type="radio"/>	<input type="radio"/>	<input type="radio"/>	<input type="radio"/>	<input type="radio"/>
Academic advising by counseling faculty	<input type="radio"/>	<input type="radio"/>	<input type="radio"/>	<input type="radio"/>	<input type="radio"/>
Admissions office services	<input type="radio"/>	<input type="radio"/>	<input type="radio"/>	<input type="radio"/>	<input type="radio"/>
Availability of courses offered that were of interest to you	<input type="radio"/>	<input type="radio"/>	<input type="radio"/>	<input type="radio"/>	<input type="radio"/>
Bookstore	<input type="radio"/>	<input type="radio"/>	<input type="radio"/>	<input type="radio"/>	<input type="radio"/>
Bursar	<input type="radio"/>	<input type="radio"/>	<input type="radio"/>	<input type="radio"/>	<input type="radio"/>
Children's Center	<input type="radio"/>	<input type="radio"/>	<input type="radio"/>	<input type="radio"/>	<input type="radio"/>
Completion Coaches	<input type="radio"/>	<input type="radio"/>	<input type="radio"/>	<input type="radio"/>	<input type="radio"/>
Computer Services/Labs	<input type="radio"/>	<input type="radio"/>	<input type="radio"/>	<input type="radio"/>	<input type="radio"/>
Connections-Mentoring	<input type="radio"/>	<input type="radio"/>	<input type="radio"/>	<input type="radio"/>	<input type="radio"/>
Personal Counseling	<input type="radio"/>	<input type="radio"/>	<input type="radio"/>	<input type="radio"/>	<input type="radio"/>
Dining Services	<input type="radio"/>	<input type="radio"/>	<input type="radio"/>	<input type="radio"/>	<input type="radio"/>
Disability Services	<input type="radio"/>	<input type="radio"/>	<input type="radio"/>	<input type="radio"/>	<input type="radio"/>
Financial Aid	<input type="radio"/>	<input type="radio"/>	<input type="radio"/>	<input type="radio"/>	<input type="radio"/>
Career Services	<input type="radio"/>	<input type="radio"/>	<input type="radio"/>	<input type="radio"/>	<input type="radio"/>
Library	<input type="radio"/>	<input type="radio"/>	<input type="radio"/>	<input type="radio"/>	<input type="radio"/>
Recreational and Athletic	<input type="radio"/>	<input type="radio"/>	<input type="radio"/>	<input type="radio"/>	<input type="radio"/>
Registrar	<input type="radio"/>	<input type="radio"/>	<input type="radio"/>	<input type="radio"/>	<input type="radio"/>
Scholarships	<input type="radio"/>	<input type="radio"/>	<input type="radio"/>	<input type="radio"/>	<input type="radio"/>
Student Involvement	<input type="radio"/>	<input type="radio"/>	<input type="radio"/>	<input type="radio"/>	<input type="radio"/>
Student Support Services	<input type="radio"/>	<input type="radio"/>	<input type="radio"/>	<input type="radio"/>	<input type="radio"/>
Transfer Services	<input type="radio"/>	<input type="radio"/>	<input type="radio"/>	<input type="radio"/>	<input type="radio"/>
Tutorial Centers	<input type="radio"/>	<input type="radio"/>	<input type="radio"/>	<input type="radio"/>	<input type="radio"/>

Graduate Survey 2020-2021

Employment

* 9. What is your employment status?

- Employed Full-Time, **related** to my degree/certificate
- Employed Part-Time, **related** to my degree/certificate
- Employed Full-Time, **not related** to my degree/certificate
- Employed Part-Time, **not related** to my degree/certificate
- Serving - Military
- Not employed, seeking employment
- Not employed, not seeking employment
- Self-Employed

Graduate Survey 2020-2021

10. Is this your first professional position obtained after earning your degree?

- Yes
- No

11. What is the name of the employer?

12. Where is your employer located?

- In Westchester County
- Outside Westchester County, in New York State
- Outside of New York State

13. What is your current salary range (pick one)?

- Below \$30,000
- \$30,000 - \$40,000
- \$40,000 - \$50,000
- \$50,000 - \$60,000
- Above \$60,000

14. To what extent do you feel your WCC education prepared you for your current job?

- Well prepared
- Somewhat prepared
- Not at all

15. Are you satisfied with your current job?

- Very satisfied
- Satisfied
- Dissatisfied
- Very Dissatisfied

16. Thank you for taking our survey. Please add additional comments you may have: